

Bolton, MA

2022

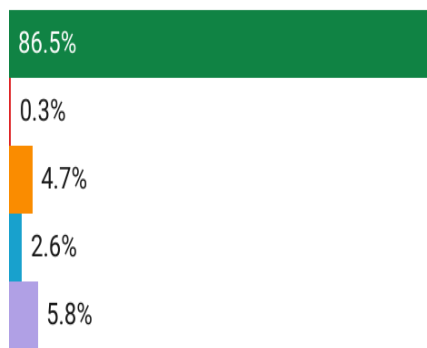
- Population: 5,665
- Median Household Income: \$167,708
- Per Capita Income: \$61,348



Socioeconomic

Race

White Alone Black or African American Asian Hispanic or Latino origin (of any race) Other/Multiracial

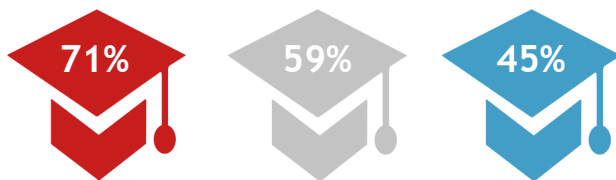


Bolton 495/MW MA

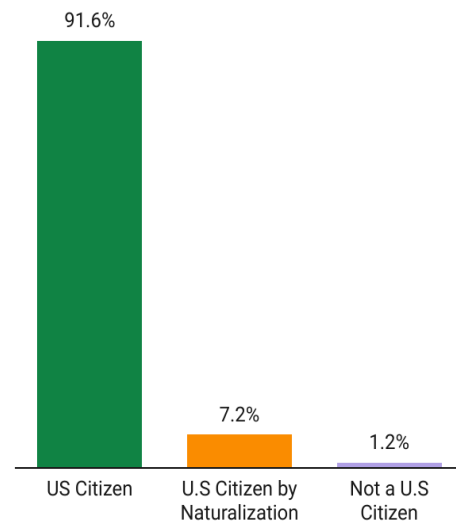
Population Growth (2010-2020)



Residents 25+ with a Bachelor's Degree or Higher



Citizenship



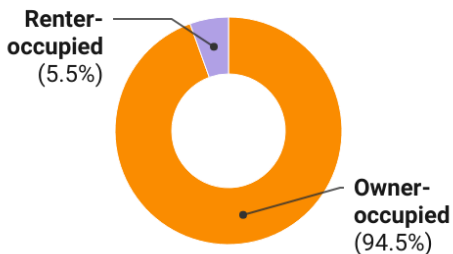
Total Housing Units: 1,925

Housing

Vacant Housing Units: 148

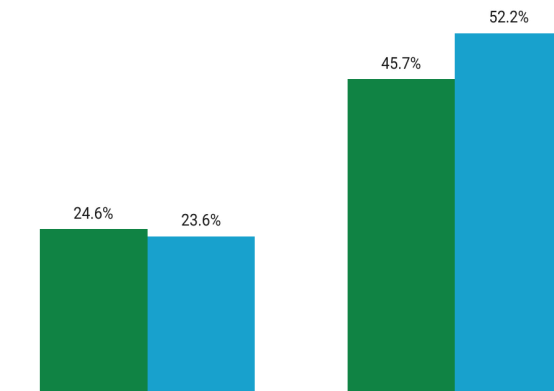
Housing Tenure

Bolton



Cost Burden

MetroWest Bolton



Year Structure Built

2000 or later

(21%)

1980-1999

(32%)

1960-1979

(30%)

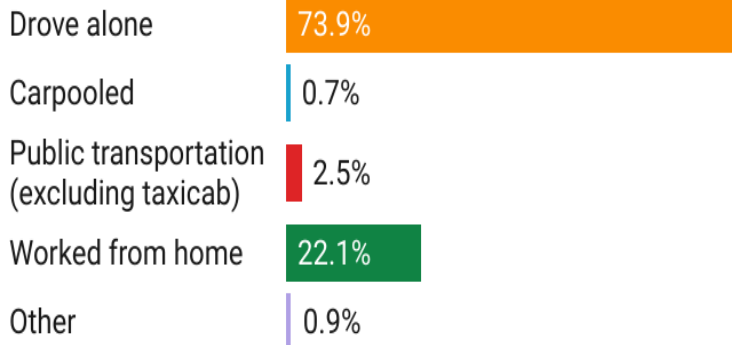
1959 or earlier

(18%)




Commuting

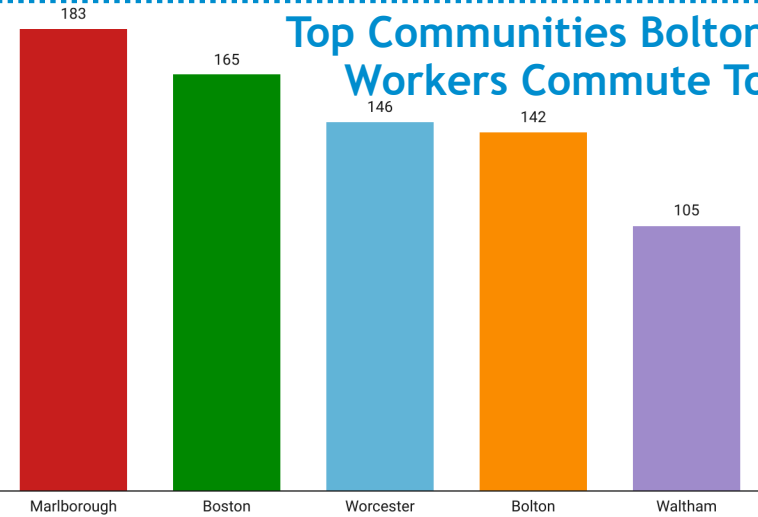
Getting to Work



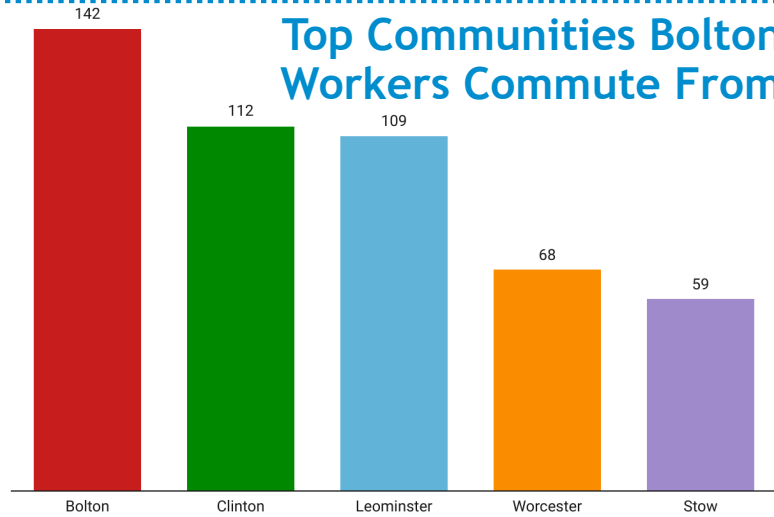
Inflow/Outflow



Top Communities Bolton Workers Commute To

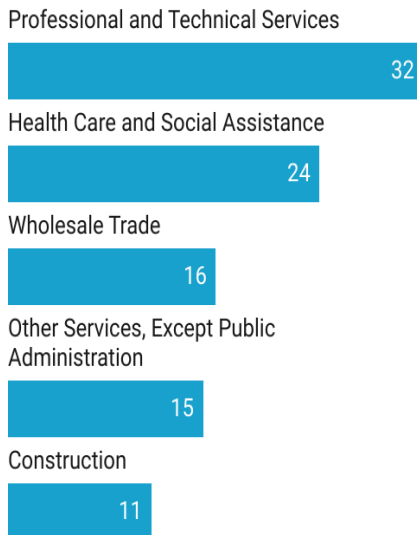


Top Communities Bolton Workers Commute From



Key Industries

Top Number of Establishments by Industry (Q2 -2021)



FY 21 Industry Data

Total Payroll Dollars:

\$85,294,427

Average Weekly Wages:

\$1,246

Average Weekly Employment

1,316

Average Number of Business Establishments

161

Top Average Employment by Industry (Q2 -2021)

