

# Foxborough, MA

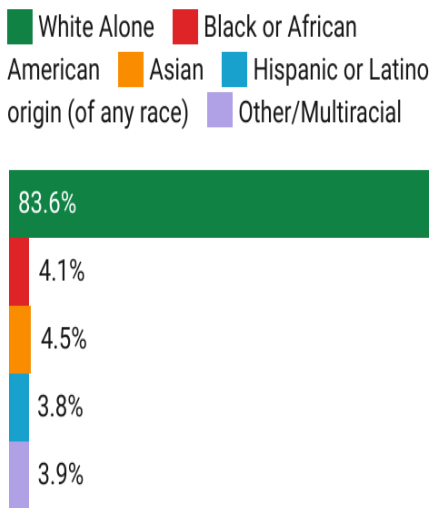
# 2022

- Population: 18,618
- Median Household Income: \$92,978
- Per Capita Income: \$52,113



## Socioeconomic

### Race

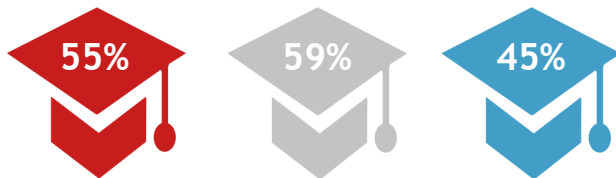


Foxborough 495/MW MA

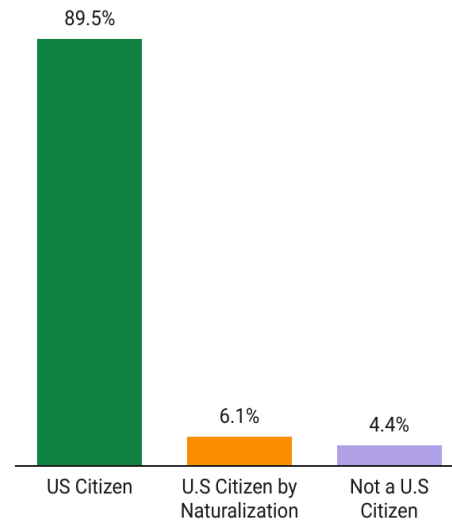
### Population Growth (2010-2020)



### Residents 25+ with a Bachelor's Degree or Higher



### Citizenship



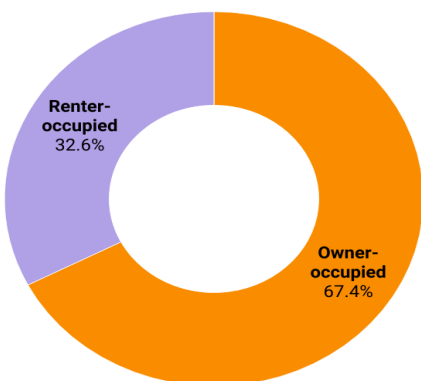
Total Housing Units: 7,124

## Housing

Vacant Housing Units: 43

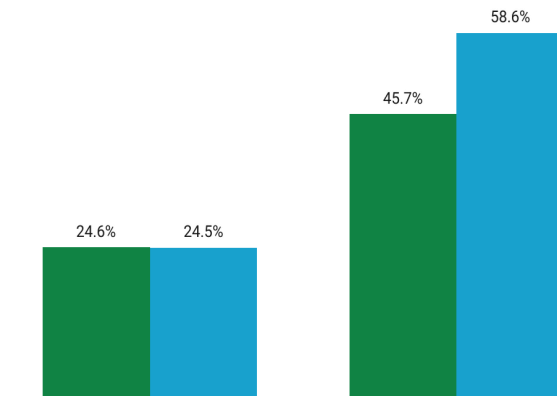
### Housing Tenure

#### Foxborough



### Cost Burden

MetroWest Foxborough



Among Homeowners with Mortgages

Among Renters

### Year Structure Built

2000 or later

(13%)

1980-1999

(28%)

1960-1979

(25%)

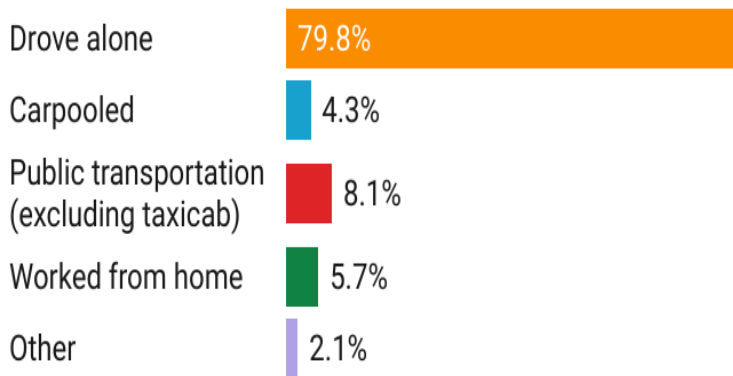
1959 or earlier

(34%)




# Commuting

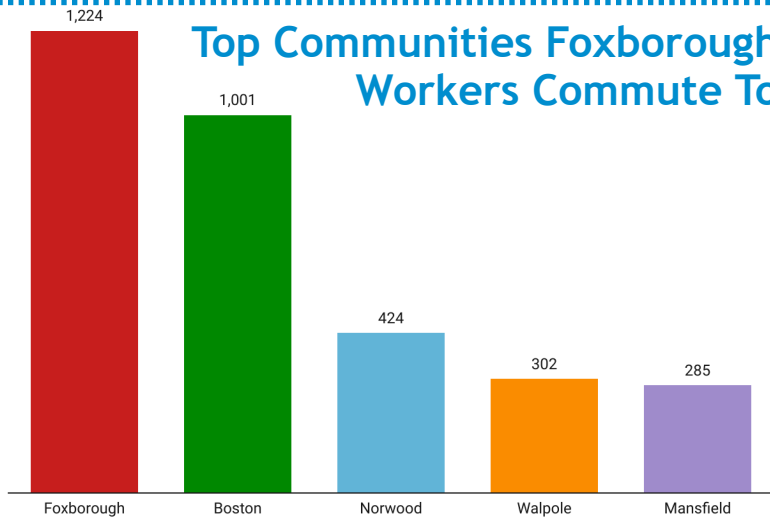
## Getting to Work



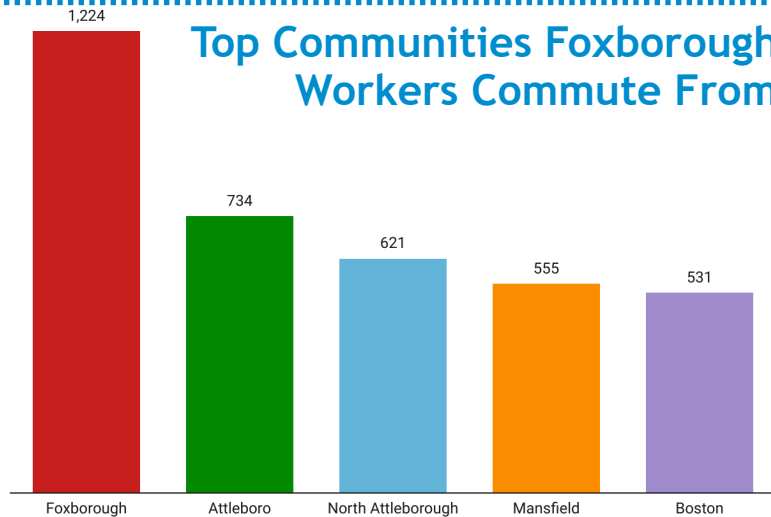
## Inflow/Outflow



## Top Communities Foxborough Workers Commute To



## Top Communities Foxborough Workers Commute From



# Key Industries

## Top Number of Establishments by Industry (Q2 -2021)



## FY 21 Industry Data

### Total Payroll Dollars:

**\$1,070,689,662**

### Average Weekly Wages:

**\$1,757**

### Average Weekly Employment

**11,749**

### Average Number of Business Establishments

**756**

## Top Average Employment by Industry (Q2 -2021)

