

Franklin, MA

2022


- Population: 33,261
- Median Household Income: \$118,193
- Per Capita Income: \$54,319



Socioeconomic


Race

■ White Alone ■ Black or African American
■ Asian ■ Hispanic or Latino
■ Other/Multiracial

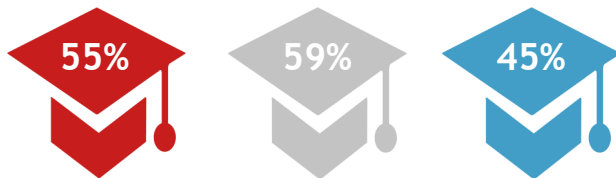


Franklin 495/MW MA

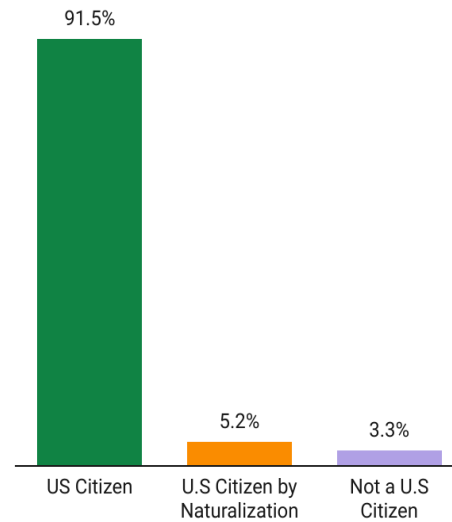
Population Growth (2010-2020)



Residents 25+ with a Bachelor's Degree or Higher



Citizenship



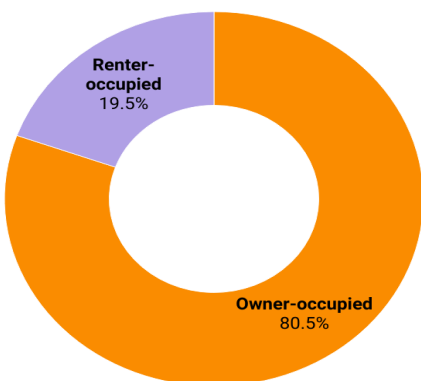
Total Housing Units: 12,711

Housing

Vacant Housing Units: 297

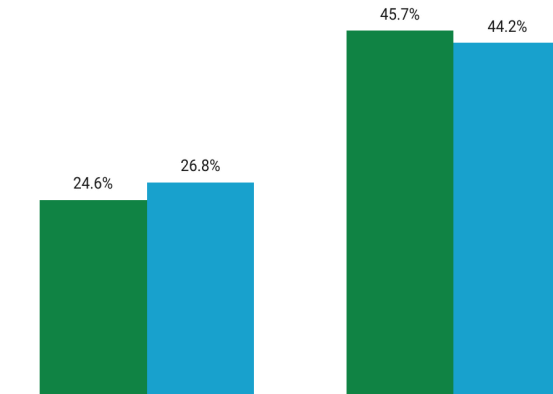
Housing Tenure

Franklin



Cost Burden

■ MetroWest ■ Franklin



Year Structure Built

2000 or later

(18%)

1980-1999


(42%)

1960-1979

(21%)

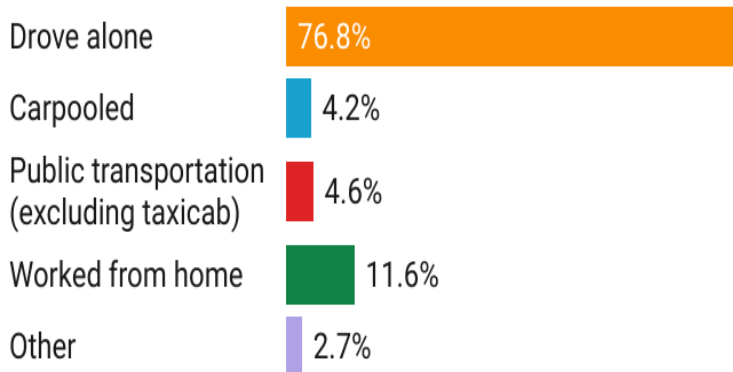
1959 or earlier

(20%)

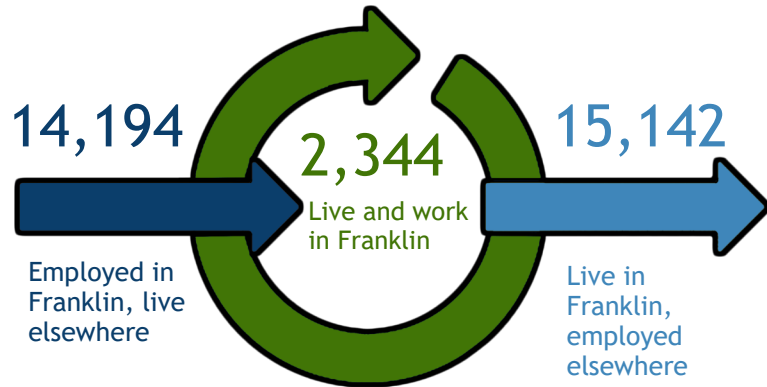


Commuting

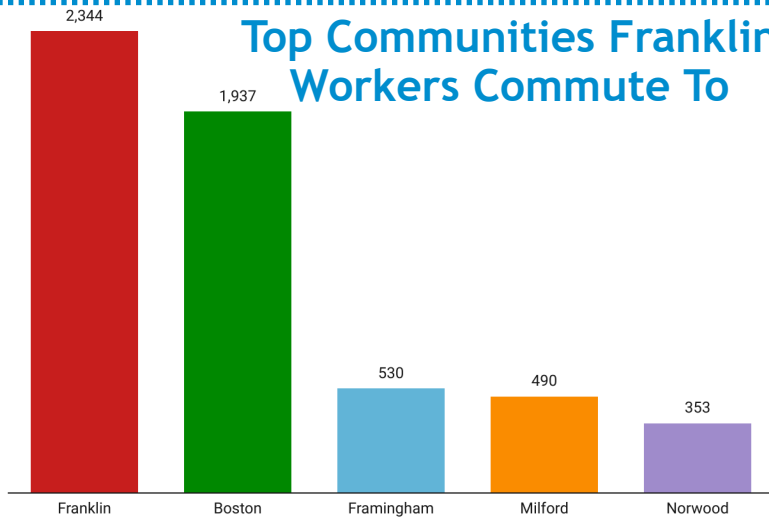
Getting to Work



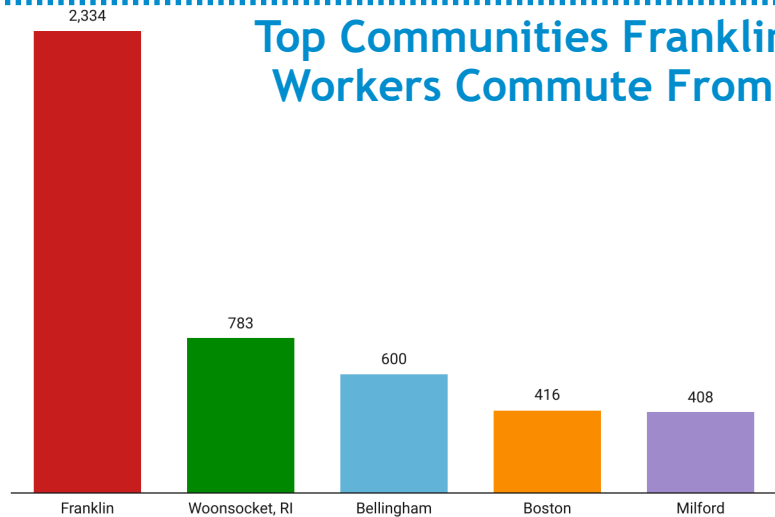
Inflow/Outflow



Top Communities Franklin Workers Commute To



Top Communities Franklin Workers Commute From



Key Industries

Top Number of Establishments by Industry (Q2 -2021)



FY 21 Industry Data

Total Payroll Dollars:

\$1,236,267,521

Average Weekly Wages:

\$1,553

Average Weekly Employment

15,312

Average Number of Business Establishments

1,042

Top Average Employment by Industry (Q2 -2021)

