

Holliston, MA

2022

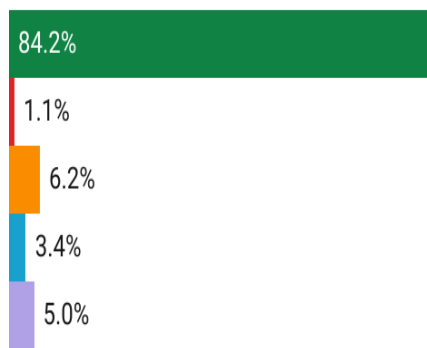
- Population: 14,996
- Median Household Income: \$137,589
- Per Capita Income: \$65,280



Socioeconomic

Race

White Alone Black or African American Asian Hispanic or Latino origin (of any race) Other/Multiracial

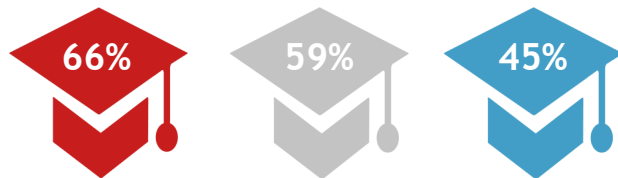


Holliston 495/MW MA

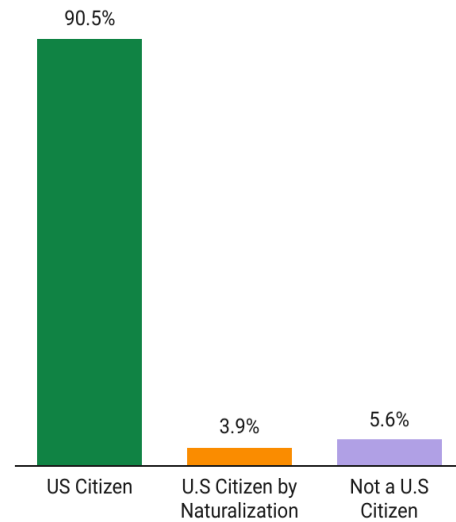
Population Growth (2010-2020)



Residents 25+ with a Bachelor's Degree or Higher



Citizenship



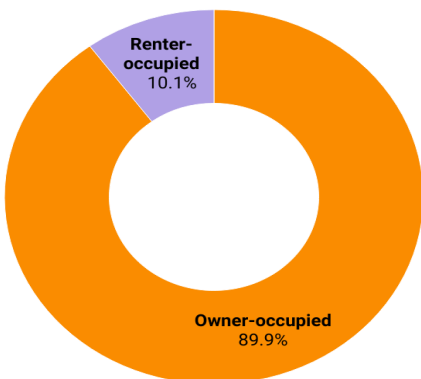
Total Housing Units: 5,552

Housing

Vacant Housing Units: 100

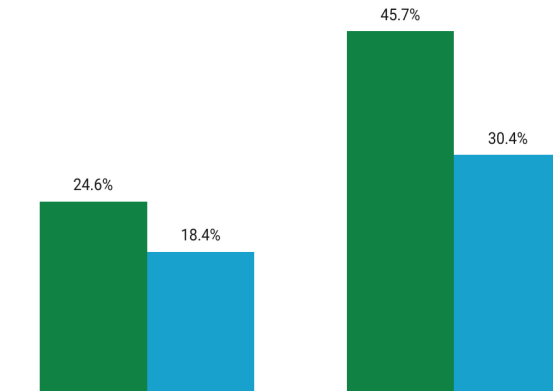
Housing Tenure

Holliston



Cost Burden

MetroWest Holliston



Among Homeowners with Mortgages

Among Renters

Year Structure Built

2000 or later

(12%)

1980-1999

(16%)

1960-1979

(38%)

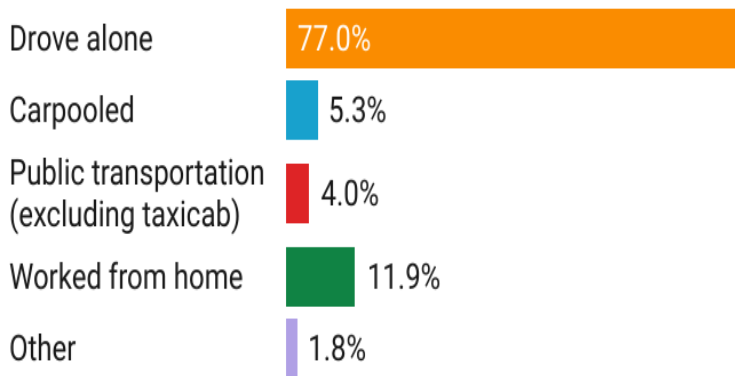
1959 or earlier

(35%)

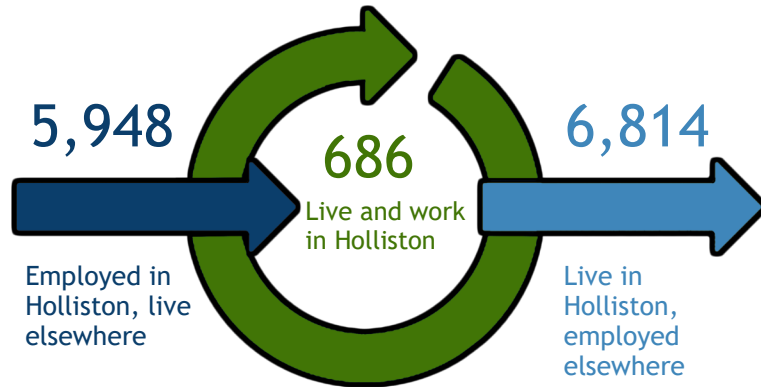


Commuting

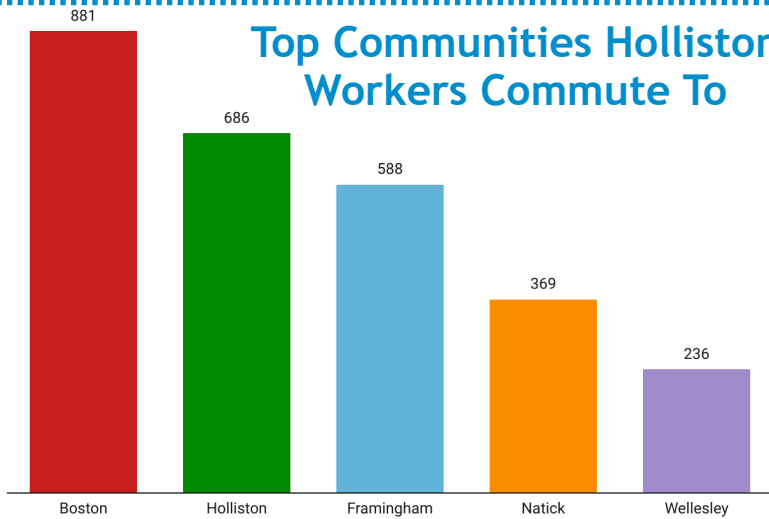
Getting to Work



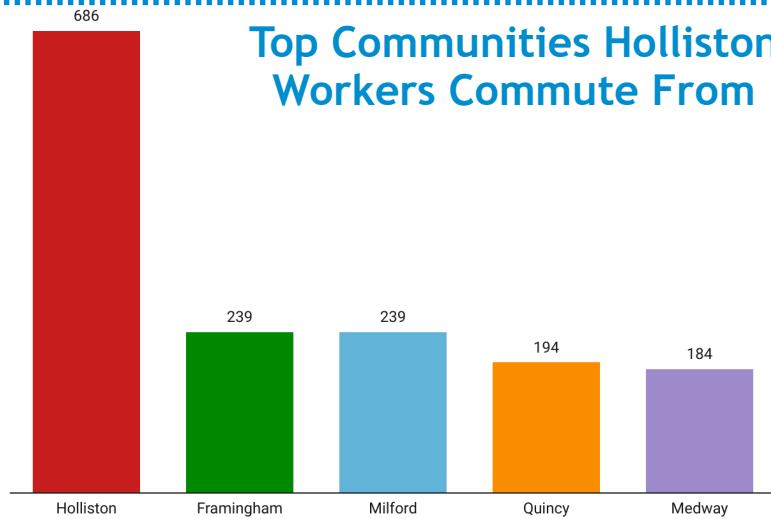
Inflow/Outflow



Top Communities Holliston Workers Commute To



Top Communities Holliston Workers Commute From



Key Industries

Top Number of Establishments by Industry (Q2 -2021)



FY 21 Industry Data

Total Payroll Dollars:

\$518,458,569

Average Weekly Wages:

\$1,623

Average Weekly Employment

6,142

Average Number of Business Establishments

510

Top Average Employment by Industry (Q2 -2021)

