

# Hopedale, MA

# 2022

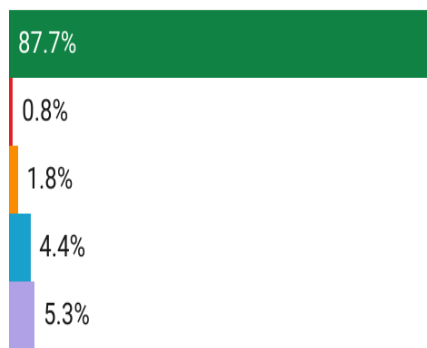
- Population: 6,017
- Median Household Income: \$110,582
- Per Capita Income: \$42,968



## Socioeconomic

### Race

White Alone Black or African American Asian Hispanic or Latino origin (of any race) Other/Multiracial

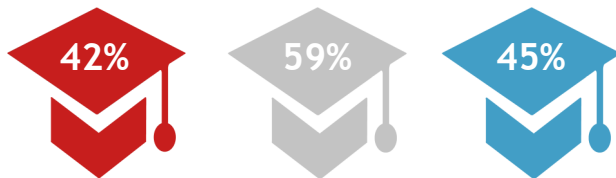


Hopedale 495/MW MA

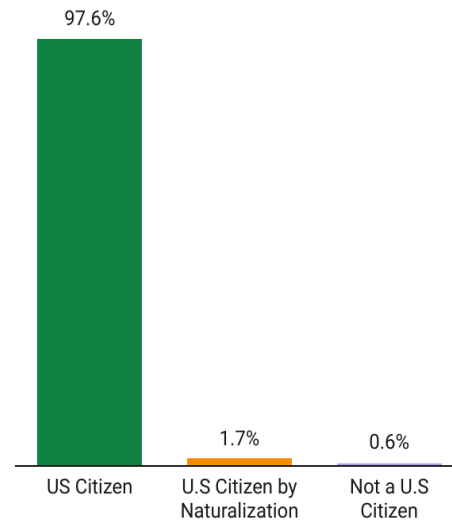
### Population Growth (2010-2020)



### Residents 25+ with a Bachelor's Degree or Higher



### Citizenship



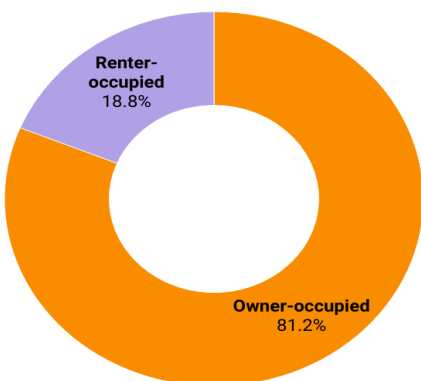
Total Housing Units: 2,151

## Housing

Vacant Housing Units: 78

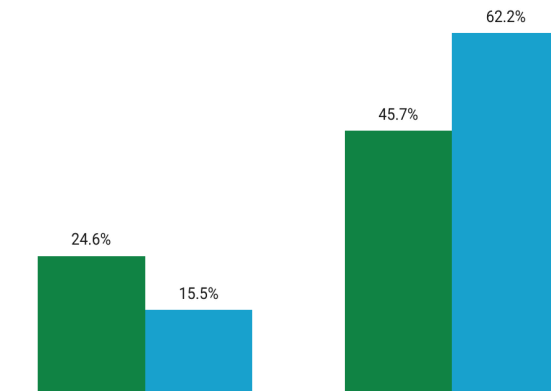
### Housing Tenure

#### Hopedale



### Cost Burden

MetroWest Hopedale



### Year Structure Built

2000 or later

(17%)

1980-1999

(22%)

1960-1979

(4%)

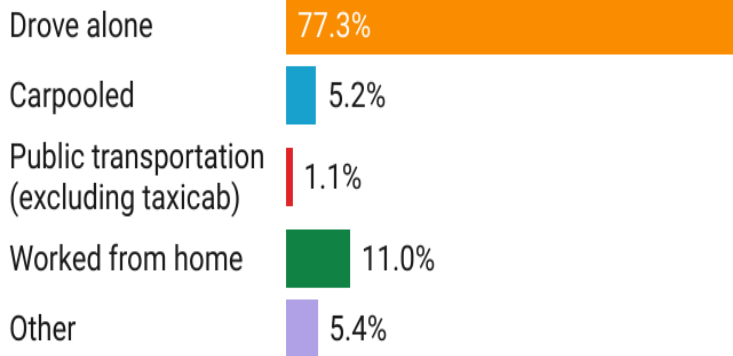
1959 or earlier

(58%)

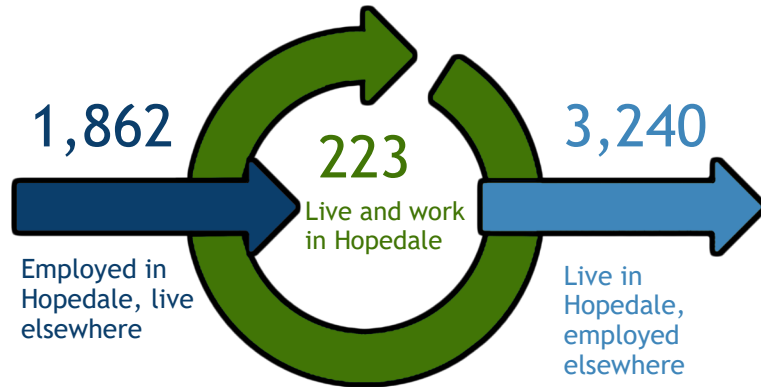


# Commuting

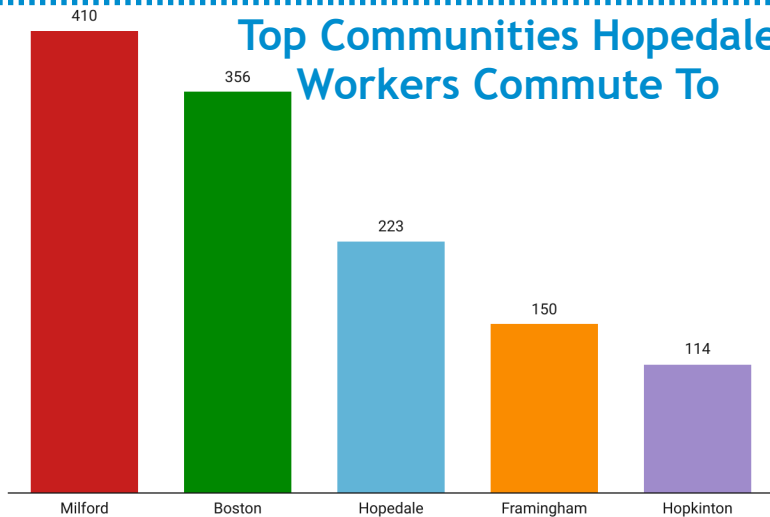
## Getting to Work



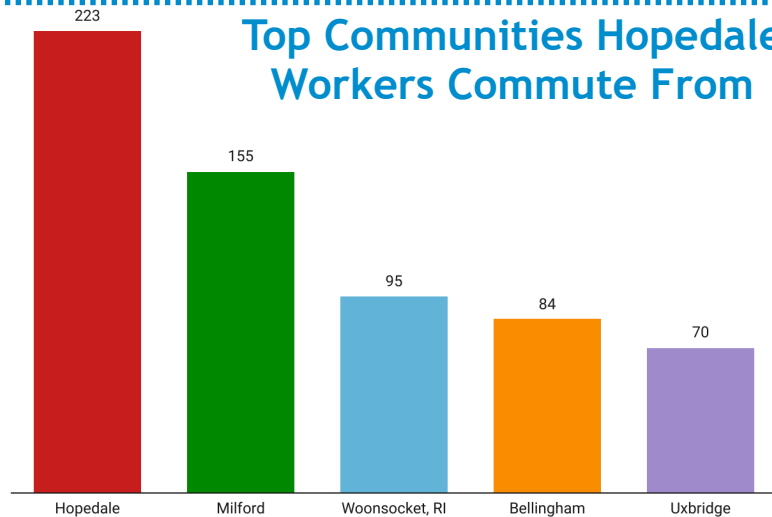
## Inflow/Outflow



## Top Communities Hopedale Workers Commute To



## Top Communities Hopedale Workers Commute From



# Key Industries

## Top Number of Establishments by Industry (Q2 -2021)



## FY 21 Industry Data

**Total Payroll Dollars:**

**\$152,575,678**

**Average Weekly Wages:**

**\$1,314**

**Average Weekly Employment**

**2,226**

**Average Number of Business Establishments**

**215**

## Top Average Employment by Industry (Q2 -2021)

