

Hopkinton, MA

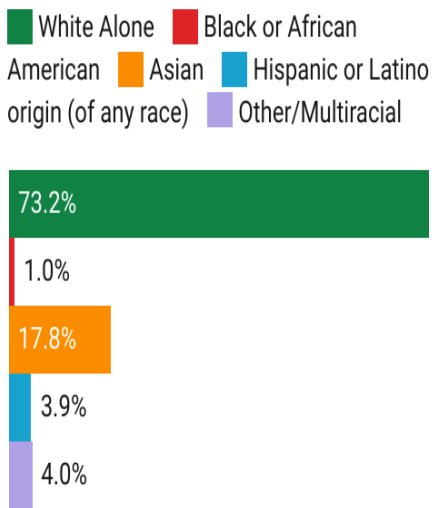
2022

- Population: 18,758
- Median Household Income: \$172,683
- Per Capita Income: \$82,234



Socioeconomic

Race



Hopkinton 495/MW MA

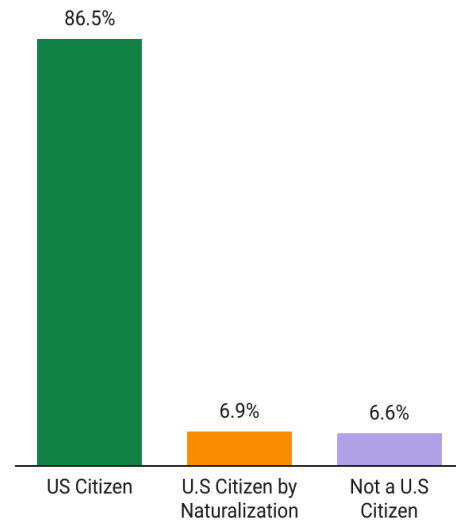
Population Growth (2010-2020)



Residents 25+ with a Bachelor's Degree or Higher



Citizenship



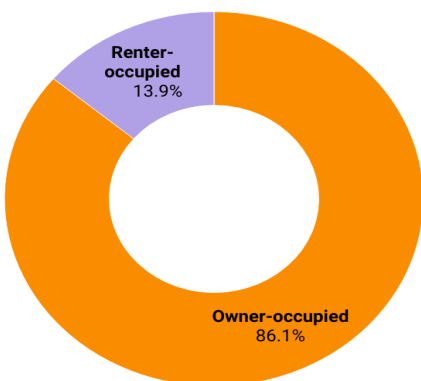
Total Housing Units: 6,802

Housing

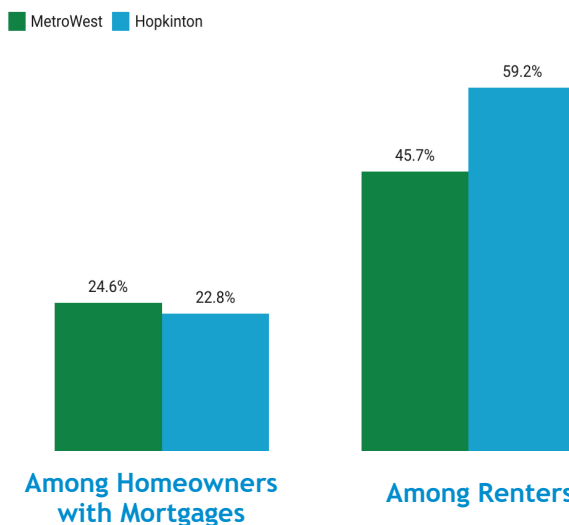
Vacant Housing Units: 334

Housing Tenure

Hopkinton



Cost Burden



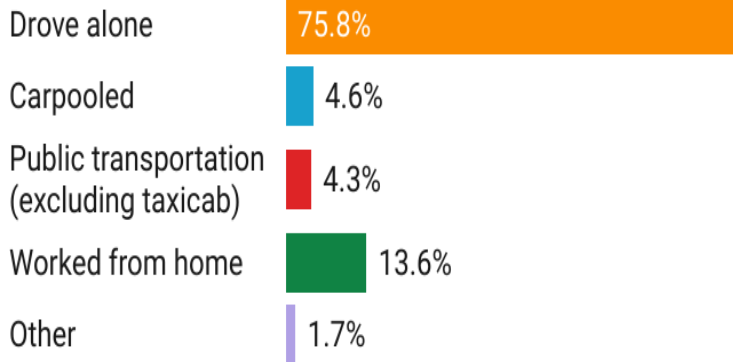
Year Structure Built

- 2000 or later (31%)
- 1980-1999 (30%)
- 1960-1979 (15%)
- 1959 or earlier (24%)



Commuting

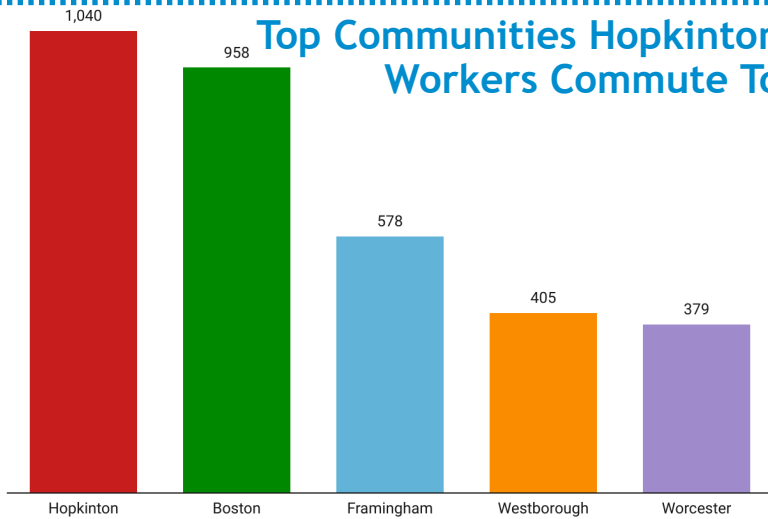
Getting to Work



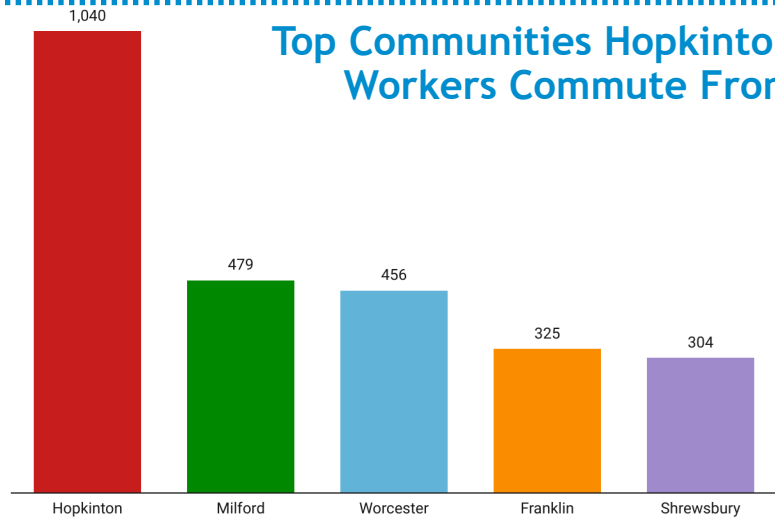
Inflow/Outflow



Top Communities Hopkinton Workers Commute To

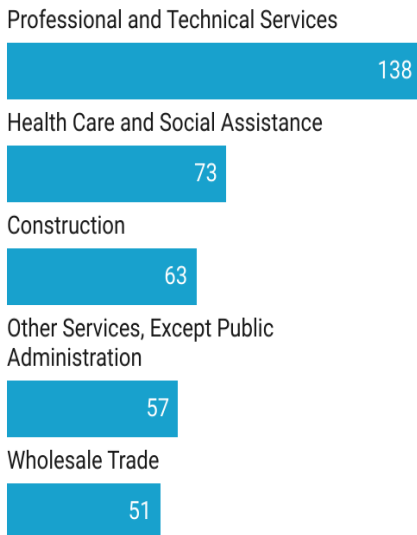


Top Communities Hopkinton Workers Commute From



Key Industries

Top Number of Establishments by Industry (Q2 -2021)



FY 21 Industry Data

Total Payroll Dollars:

\$1,149,424,715

Average Weekly Wages:

\$2,281

Average Weekly Employment

9,716

Average Number of Business Establishments

609

Top Average Employment by Industry (Q2 -2021)

