

# Marlborough, MA

# 2022

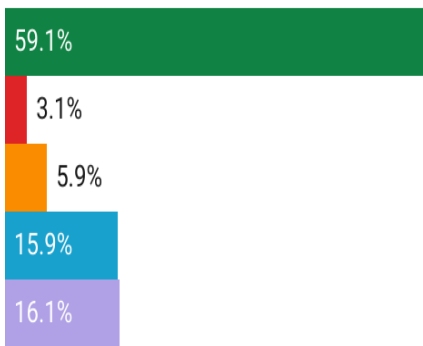
- Population: 41,793
- Median Household Income: \$83,469
- Per Capita Income: \$42,147



## Socioeconomic

### Race

■ White Alone ■ Black or African American  
■ Asian ■ Hispanic or Latino  
■ Other/Multiracial

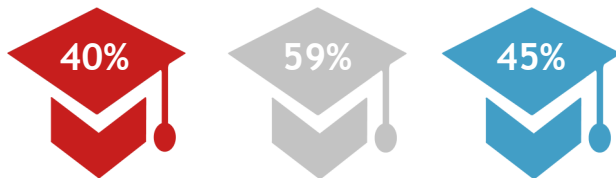


Marlborough      495/MW      MA

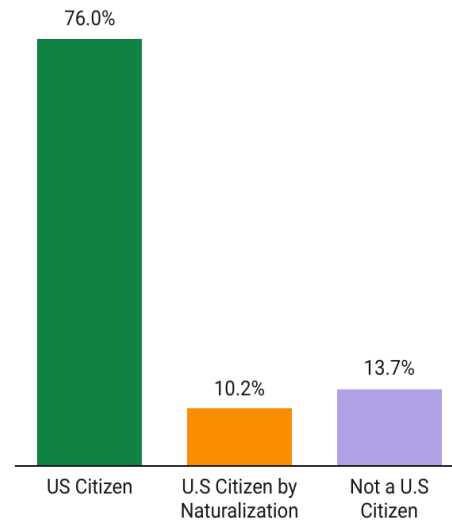
### Population Growth (2010-2020)



### Residents 25+ with a Bachelor's Degree or Higher



### Citizenship



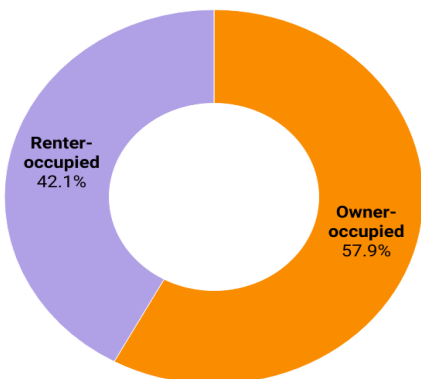
Total Housing Units: 17,099

## Housing

Vacant Housing Units: 1,055

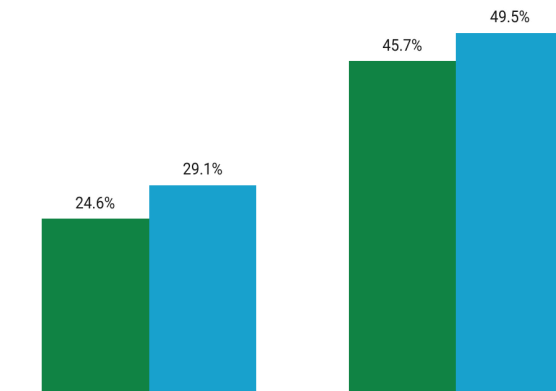
### Housing Tenure

#### Marlborough



### Cost Burden

■ MetroWest ■ Marlborough



Among Homeowners with Mortgages

Among Renters

### Year Structure Built

2000 or later

(12%)

1980-1999

(27%)

1960-1979

(29%)

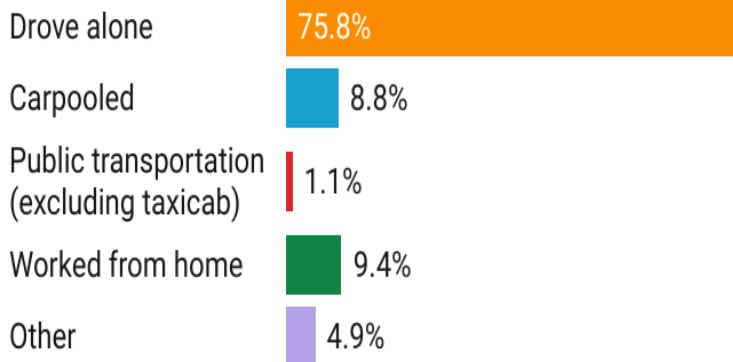
1959 or earlier

(32%)

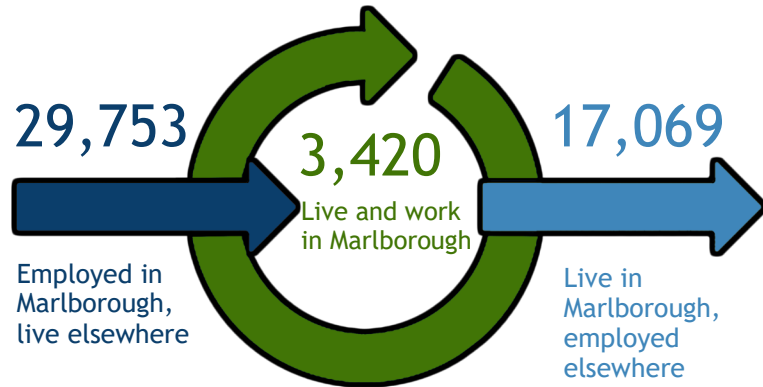


# Commuting

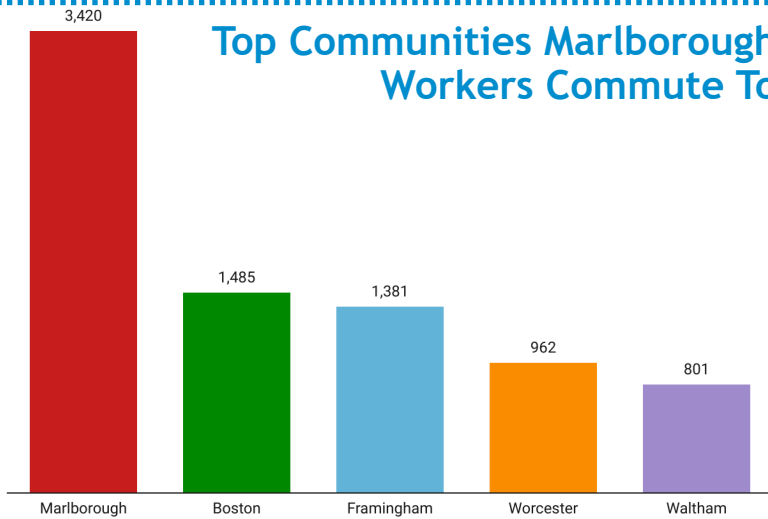
## Getting to Work



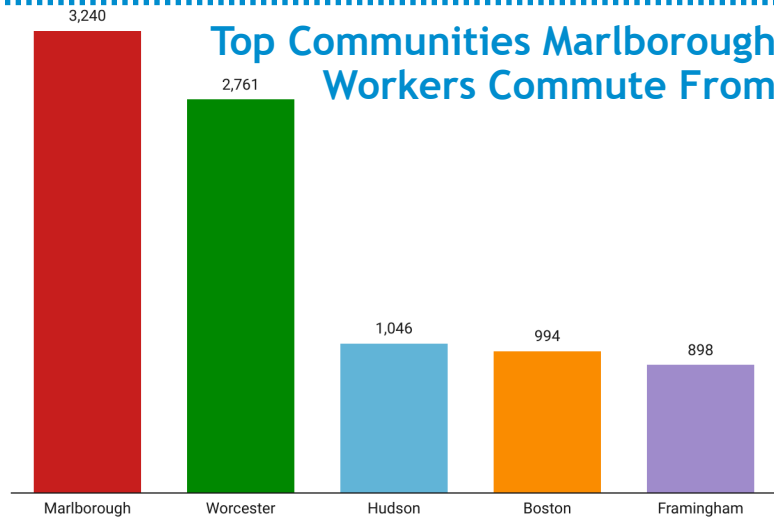
## Inflow/Outflow



## Top Communities Marlborough Workers Commute To



## Top Communities Marlborough Workers Commute From



# Key Industries

## Top Number of Establishments by Industry (Q2 -2021)



## FY 21 Industry Data

### Total Payroll Dollars:

**\$3,153,807,141**

### Average Weekly Wages:

**\$1,936**

### Average Weekly Employment

**31,326**

### Average Number of Business Establishments

**1,742**

## Top Average Employment by Industry (Q2 -2021)

