

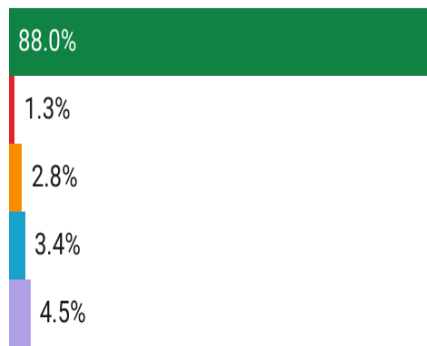
- Population: 8,460
- Median Household Income: \$114,255
- Per Capita Income: \$50,185



Socioeconomic

Race

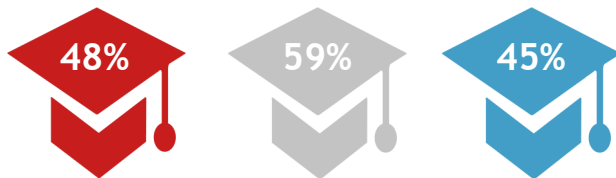
- White
- Black or African American
- Asian
- Hispanic or Latino origin (of any race)
- Other/Multiracial



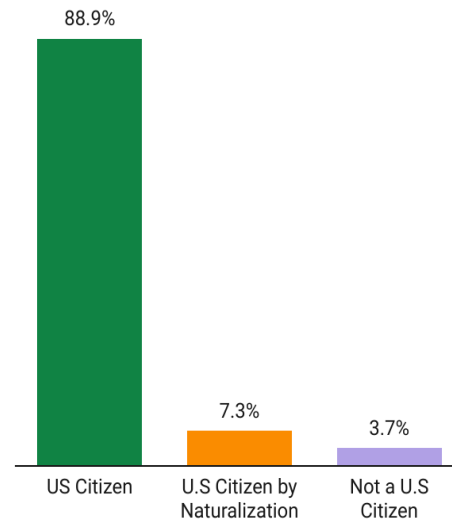
Population Growth (2010-2020)



Residents 25+ with a Bachelor's Degree or Higher



Citizenship



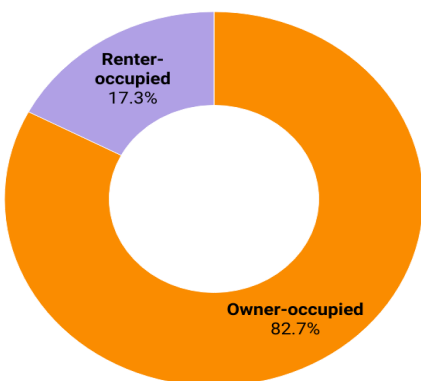
Total Housing Units: 3,337

Housing

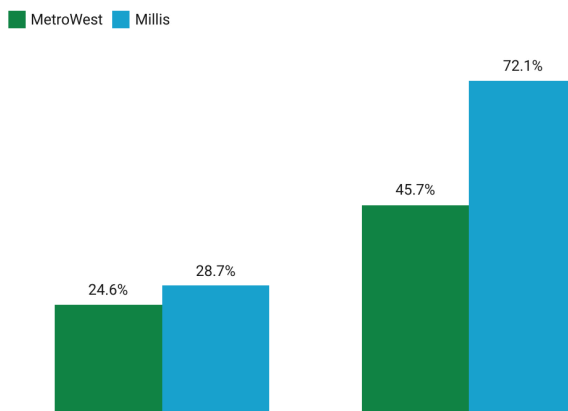
Vacant Housing Units: 227

Housing Tenure

Millis



Cost Burden



Among Homeowners with Mortgages

Among Renters

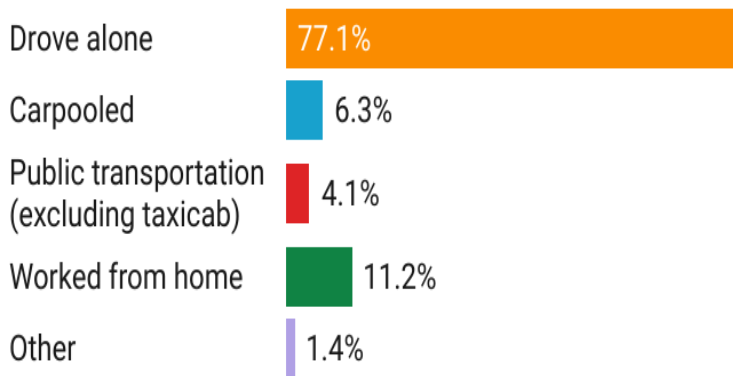
Year Structure Built

- 2000 or later (13%)
- 1980-1999 (32%)
- 1960-1979 (27%)
- 1959 or earlier (28%)

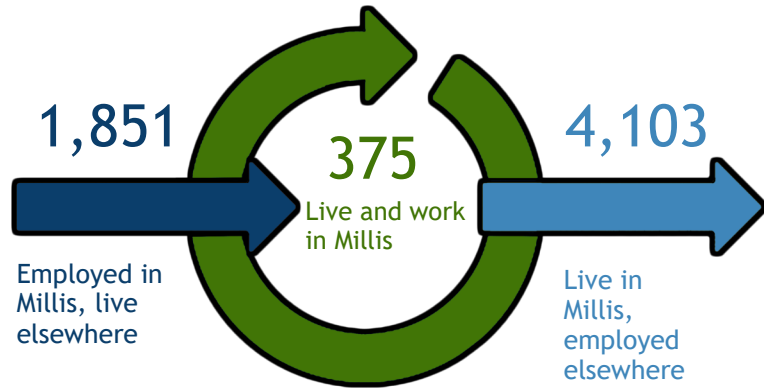


Commuting

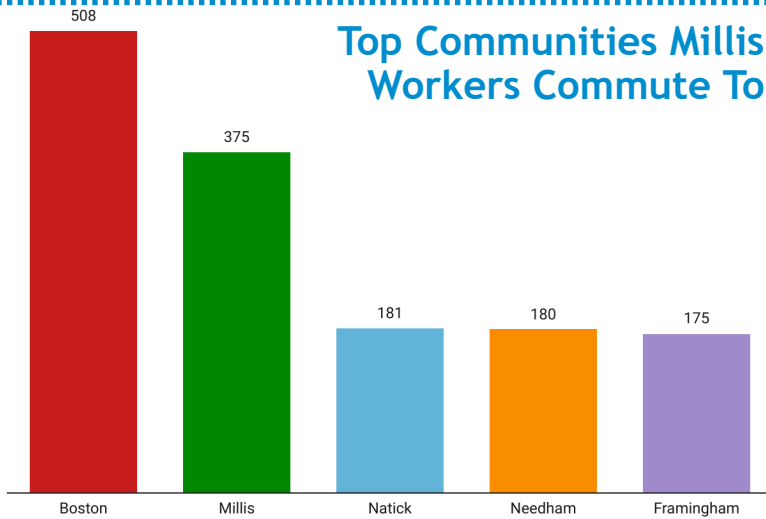
Getting to Work



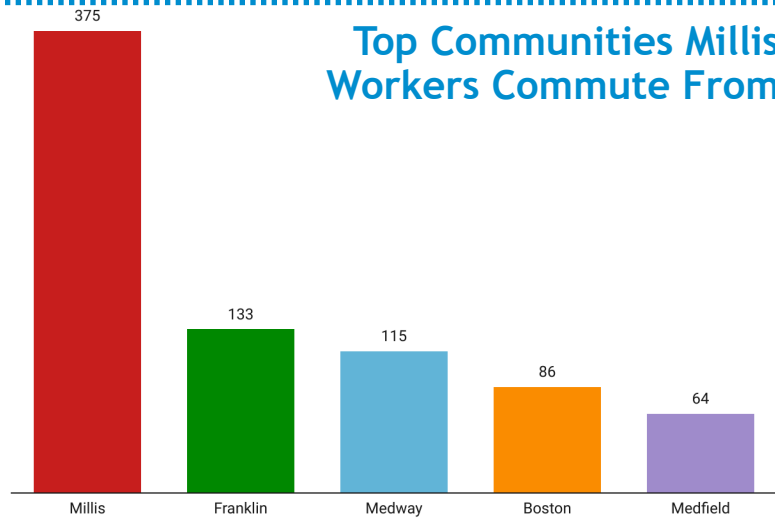
Inflow/Outflow



Top Communities Millis Workers Commute To



Top Communities Millis Workers Commute From



Key Industries

Top Number of Establishments by Industry (Q2 -2021)



FY 21 Industry Data

Total Payroll Dollars:

\$104,346,018

Average Weekly Wages:

\$1,044

Average Weekly Employment

1,918

Average Number of Business Establishments

246

Top Average Employment by Industry (Q2 -2021)

