

Natick, MA

2022

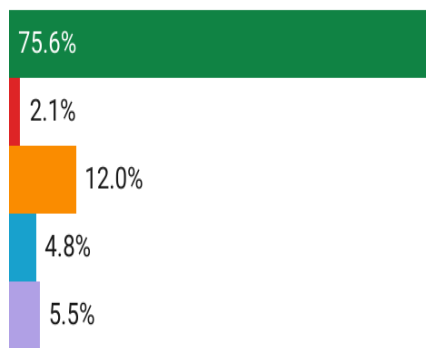
- Population: 37,006
- Median Household Income: \$115,652
- Per Capita Income: \$63,018



Socioeconomic

Race

■ White
■ Black or African American
■ Asian
■ Hispanic or Latino origin (of any race)
■ Other/Multiracial



Natick 495/MW MA

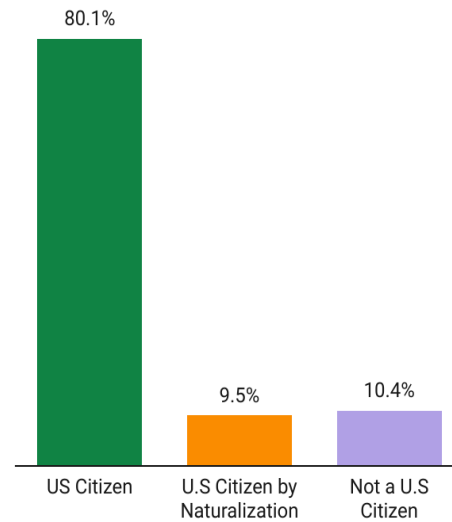
Population Growth (2010-2020)



Residents 25+ with a Bachelor's Degree or Higher



Citizenship



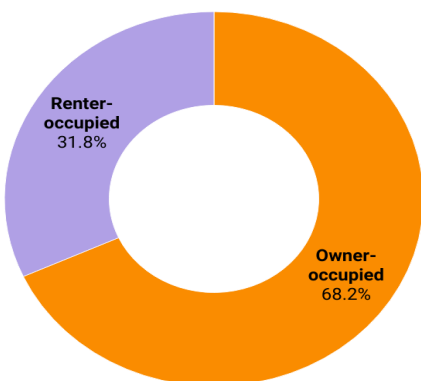
Total Housing Units: 15,571

Housing

Vacant Housing Units: 656

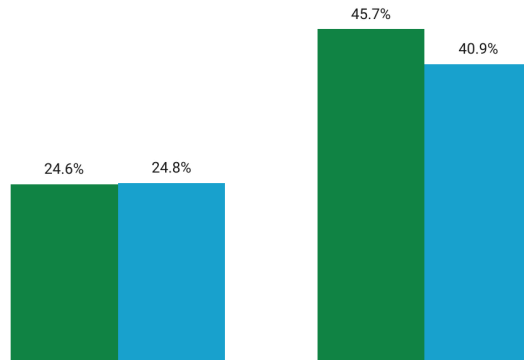
Housing Tenure

Natick



Cost Burden

MetroWest Natick



Among Homeowners with Mortgages

Among Renters

Year Structure Built

2000 or later

(16%)

1980-1999

(22%)

1960-1979

(18%)

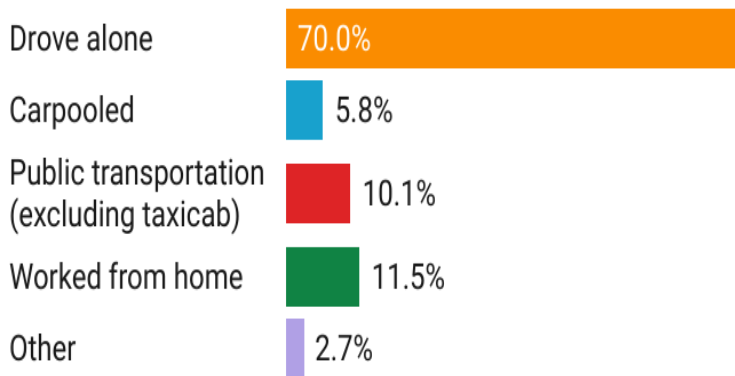
1959 or earlier

(45%)




Commuting

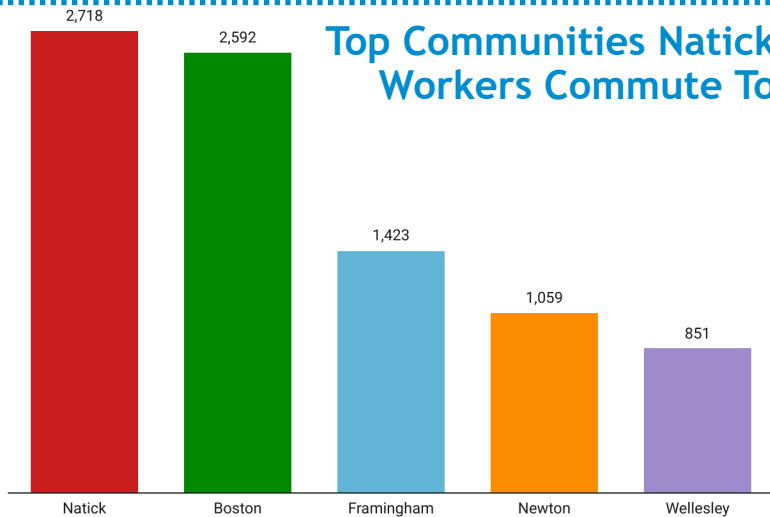
Getting to Work



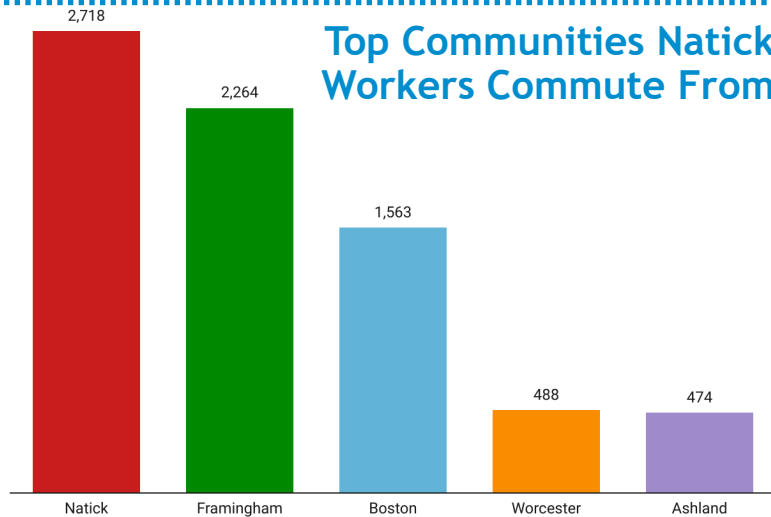
Inflow/Outflow



Top Communities Natick Workers Commute To

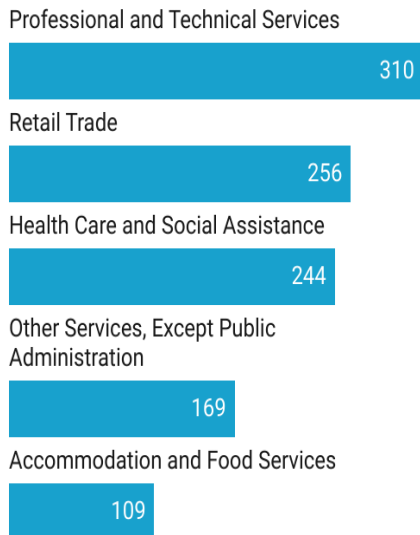


Top Communities Natick Workers Commute From



Key Industries

Top Number of Establishments by Industry (Q2 -2021)



FY 21 Industry Data

Total Payroll Dollars:

\$1,779,221,682

Average Weekly Wages:

\$1,622

Average Weekly Employment

21,091

Average Number of Business Establishments

1,592

Top Average Employment by Industry (Q2 -2021)

