

Norfolk, MA

2022

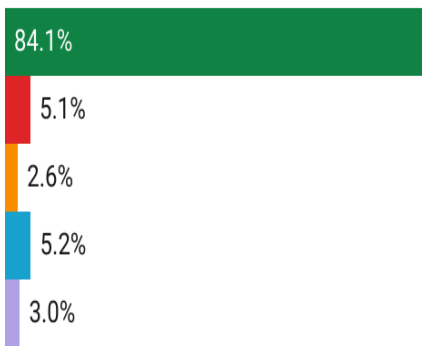
- Population: 11,662
- Median Household Income: \$159,914
- Per Capita Income: \$49,286



Socioeconomic

Race

- White
- Black or African American
- Asian
- Hispanic or Latino origin (of any race)
- Other/Multiracial

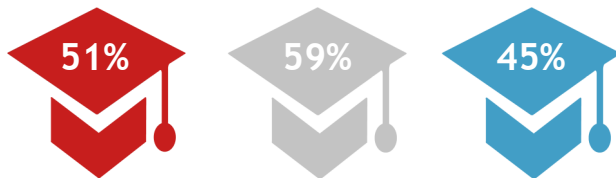


Norfolk 495/MW MA

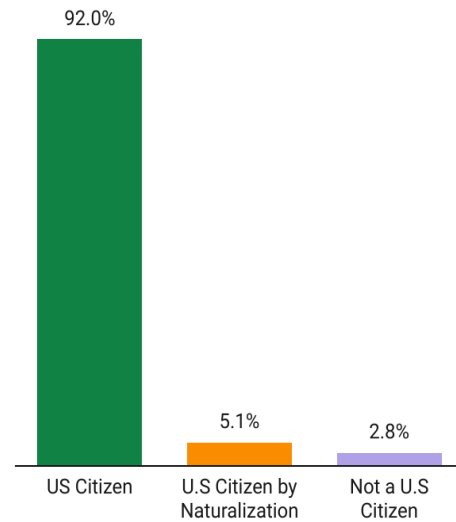
Population Growth (2010-2020)



Residents 25+ with a Bachelor's Degree or Higher



Citizenship



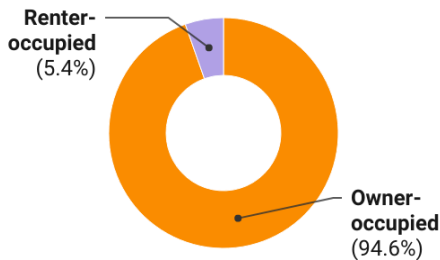
Total Housing Units: 3,254

Housing

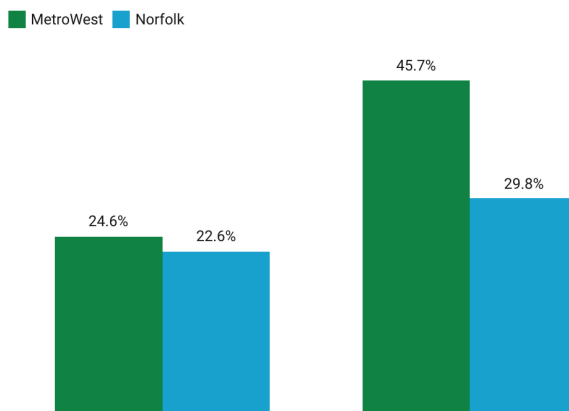
Vacant Housing Units: 138

Housing Tenure

Norfolk



Cost Burden



Among Homeowners with Mortgages

Among Renters

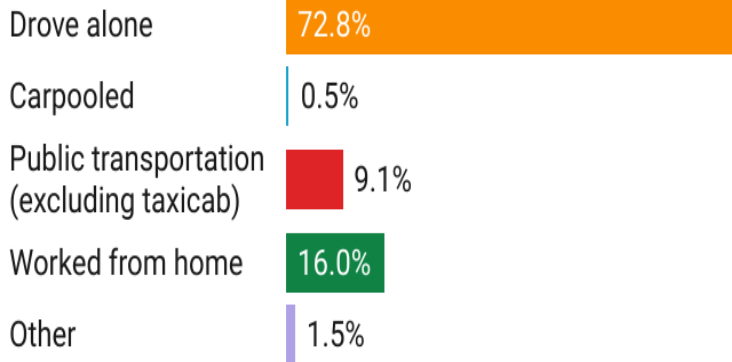
Year Structure Built

- 2000 or later (19%)
- 1980-1999 (40%)
- 1960-1979 (24%)
- 1959 or earlier (17%)

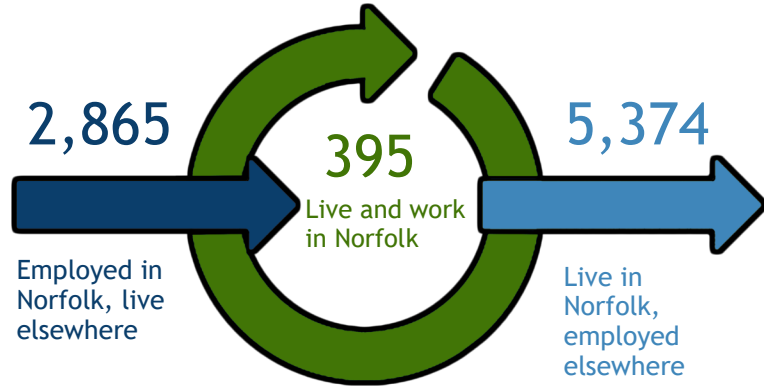


Commuting

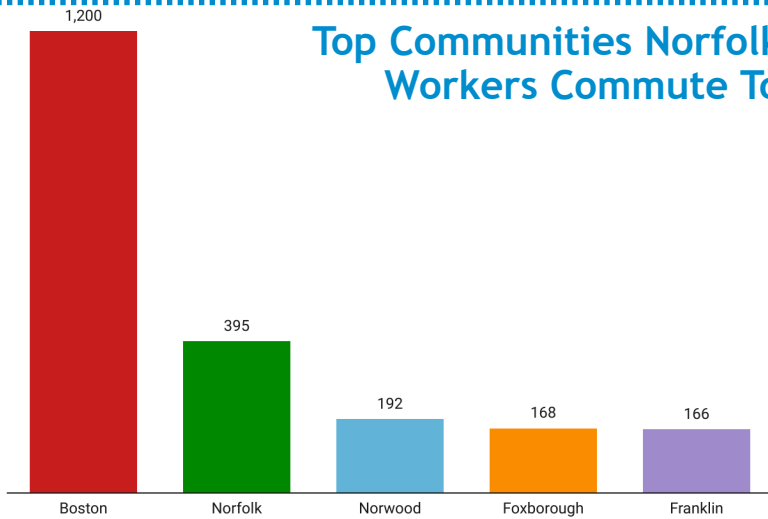
Getting to Work



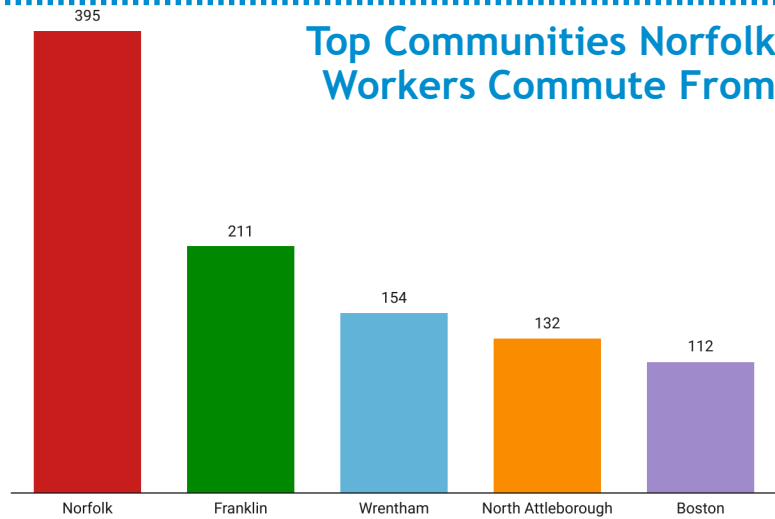
Inflow/Outflow



Top Communities Norfolk Workers Commute To



Top Communities Norfolk Workers Commute From



Key Industries

Top Number of Establishments by Industry (Q2 -2021)



FY 21 Industry Data

Total Payroll Dollars:

\$207,976,562

Average Weekly Wages:

\$1,381

Average Weekly Employment

2,894

Average Number of Business Establishments

325

Top Average Employment by Industry (Q2 -2021)

