

# Plainville, MA

# 2022


- Population: 9,945
- Median Household Income: \$93,388
- Per Capita Income: \$44,369



## Socioeconomic

### Race

- White
- Black or African American
- Asian
- Hispanic or Latino origin (of any race)
- Other/Multiracial

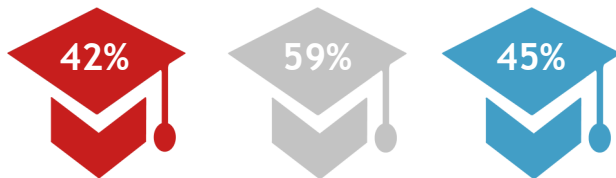


Plainville      495/MW      MA

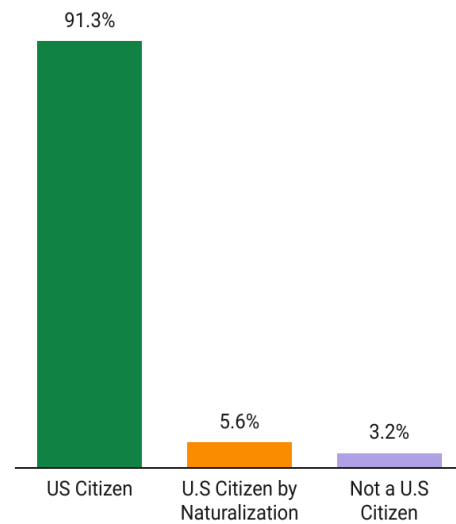
### Population Growth (2010-2020)



### Residents 25+ with a Bachelor's Degree or Higher



### Citizenship



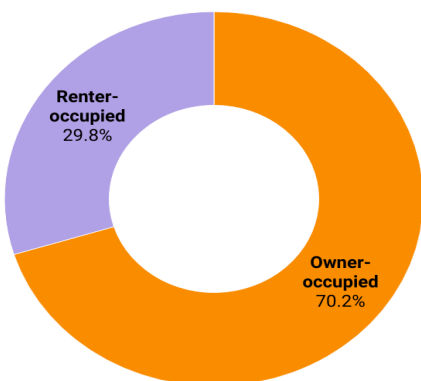
Total Housing Units: 3,919

## Housing

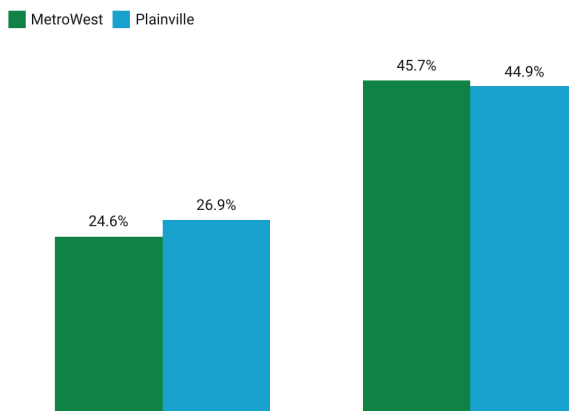
Vacant Housing Units: 192

### Housing Tenure

#### Plainville



### Cost Burden



Among Homeowners with Mortgages

Among Renters

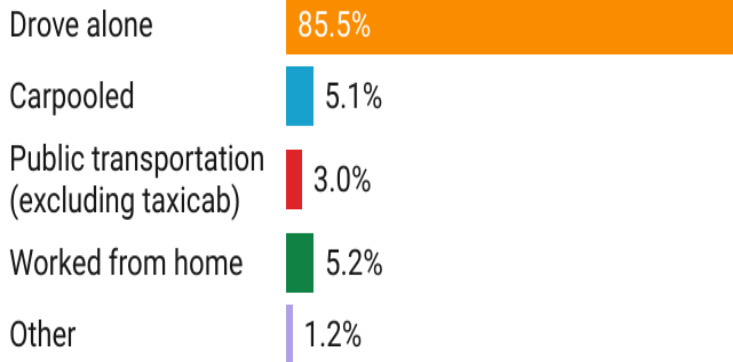
### Year Structure Built

- 2000 or later (28%)
- 1980-1999 (27%)
- 1960-1979 (27%)
- 1959 or earlier (19%)

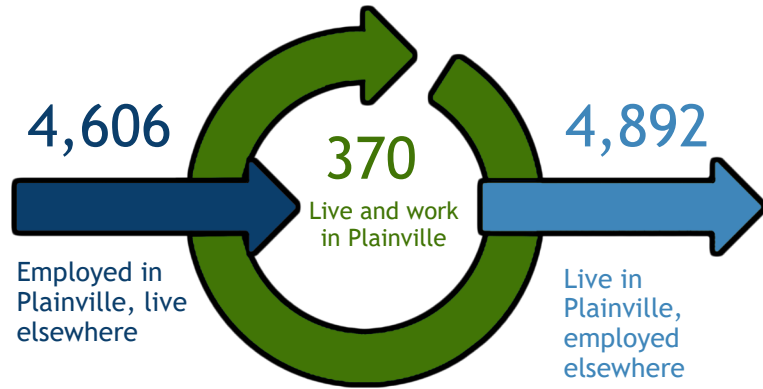


# Commuting

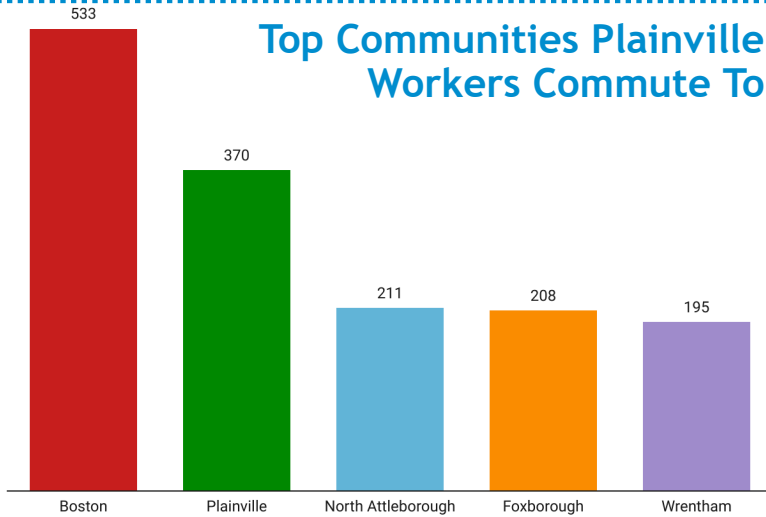
## Getting to Work



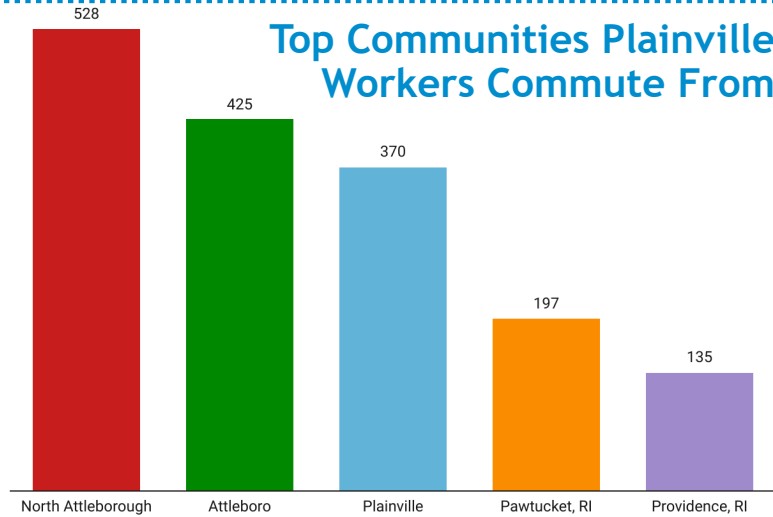
## Inflow/Outflow



## Top Communities Plainville Workers Commute To



## Top Communities Plainville Workers Commute From



# Key Industries

## Top Number of Establishments by Industry (Q2 -2021)



## FY 21 Industry Data

### Total Payroll Dollars:

**\$227,890,225**

### Average Weekly Wages:

**\$1,015**

### Average Weekly Employment

**4,313**

### Average Number of Business Establishments

**404**

## Top Average Employment by Industry (Q2 -2021)

