

Southborough, MA

2022

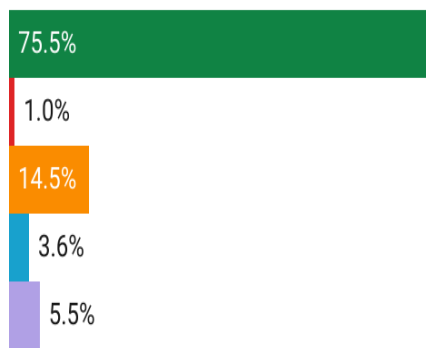
- Population: 10,450
- Median Household Income: \$156,845
- Per Capita Income: \$78,804



Socioeconomic

Race

- White
- Black or African American
- Asian
- Hispanic or Latino origin (of any race)
- Other/Multiracial

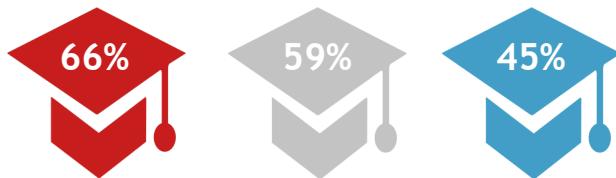


Southborough 495/MW MA

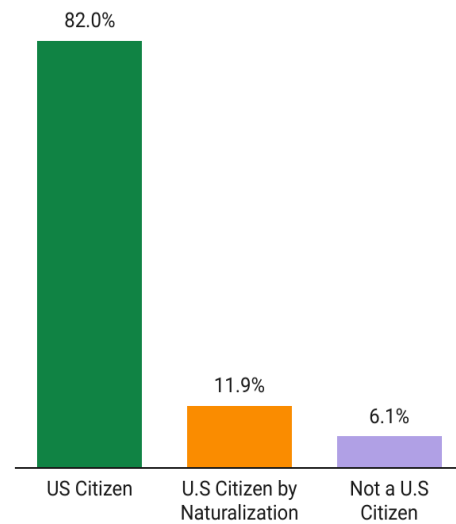
Population Growth (2010-2020)



Residents 25+ with a Bachelor's Degree or Higher



Citizenship



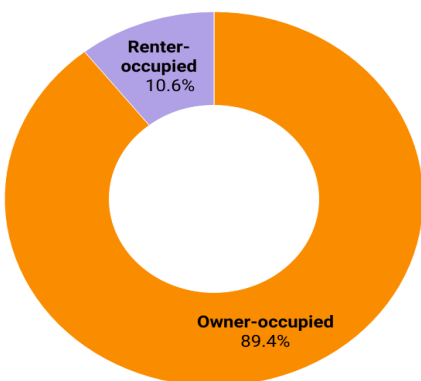
Total Housing Units: 3,623

Housing

Vacant Housing Units: 88

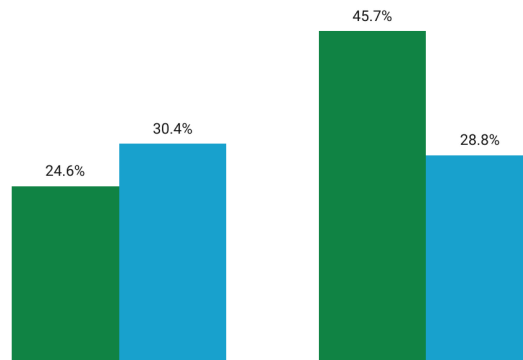
Housing Tenure

Southborough



Cost Burden

MetroWest Southborough



Among Homeowners with Mortgages

Among Renters

Year Structure Built

2000 or later

(19%)

1980-1999

(30%)

1960-1979

(22%)

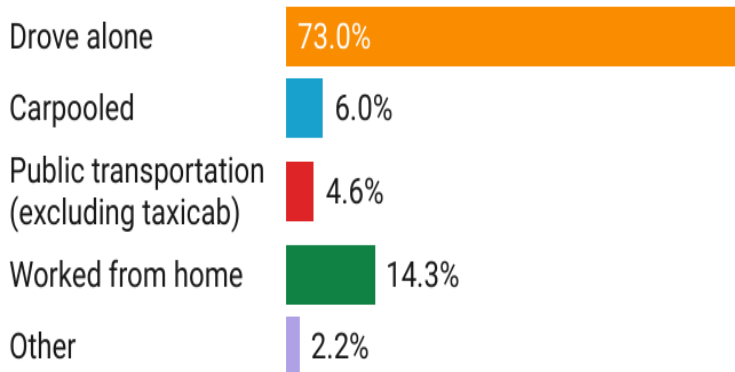
1959 or earlier

(28%)

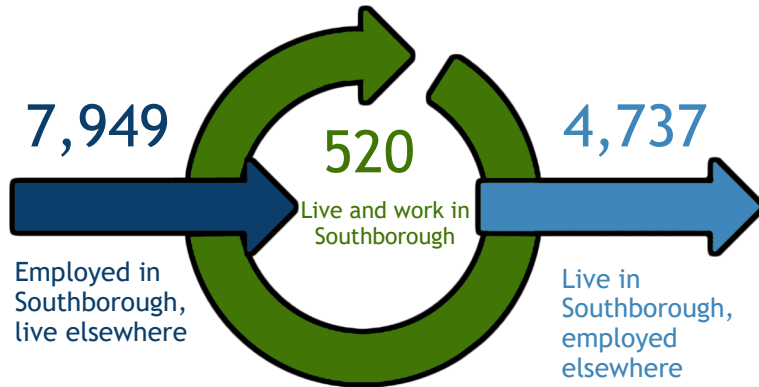


Commuting

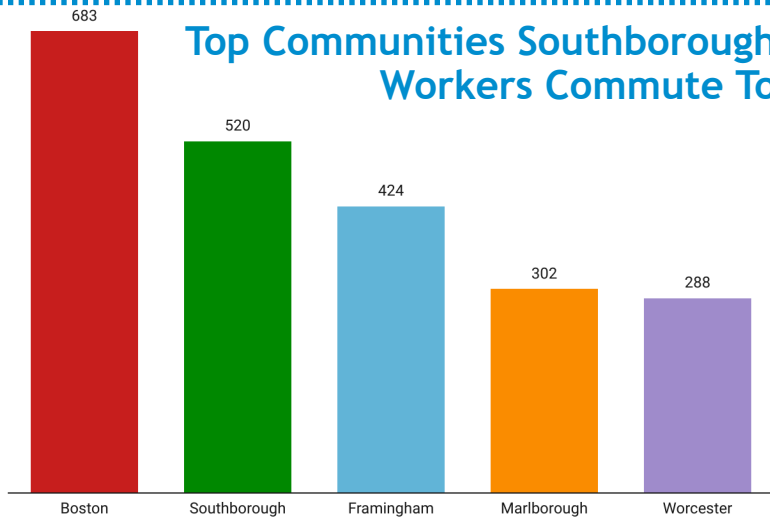
Getting to Work



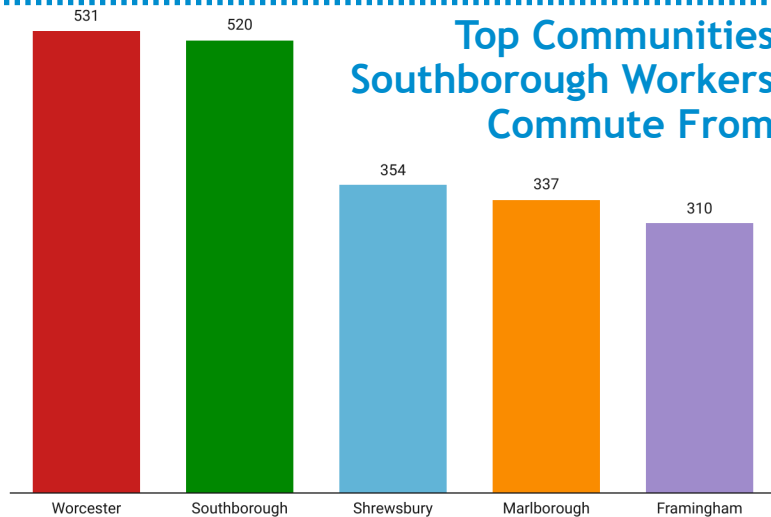
Inflow/Outflow



Top Communities Southborough Workers Commute To



Top Communities Southborough Workers Commute From



Key Industries

Top Number of Establishments by Industry (Q2 -2021)



FY 21 Industry Data

Total Payroll Dollars:

\$940,348,424

Average Weekly Wages:

\$2,267

Average Weekly Employment

7,969

Average Number of Business Establishments

496

Top Average Employment by Industry (Q2 -2021)

