

Stow, MA

2022

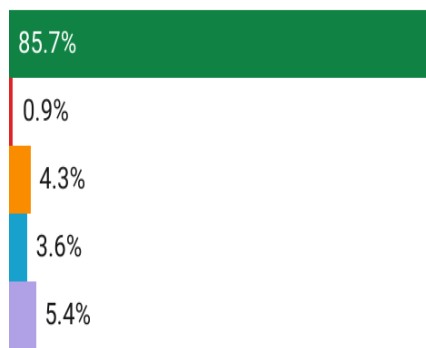
- Population: 7,147
- Median Household Income: \$143,711
- Per Capita Income: \$59,831



Socioeconomic

Race

- White
- Black or African American
- Asian
- Hispanic or Latino origin (of any race)
- Other/Multiracial




Stow

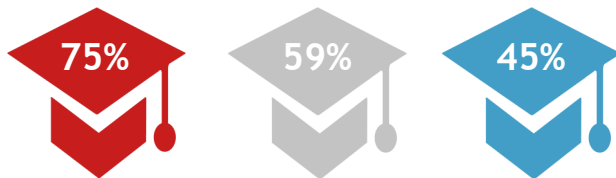
495/MW

MA

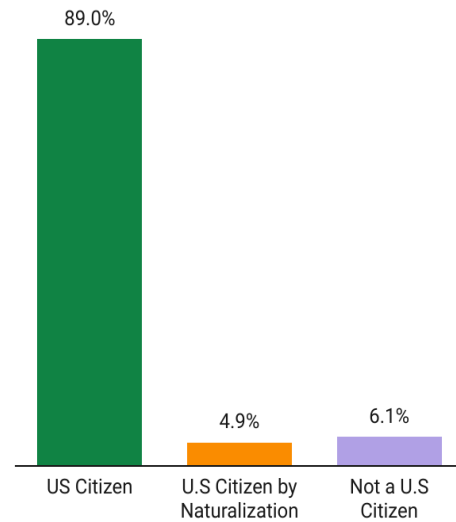
Population Growth (2010-2020)



Residents 25+ with a Bachelor's Degree or Higher



Citizenship



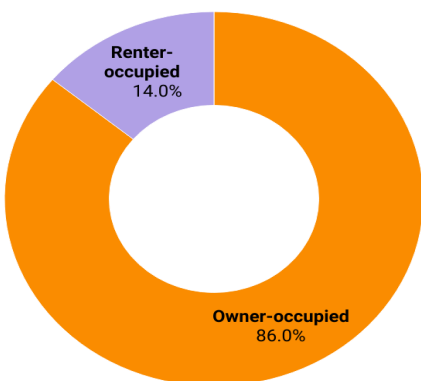
Total Housing Units: 2,605

Housing

Vacant Housing Units: 36

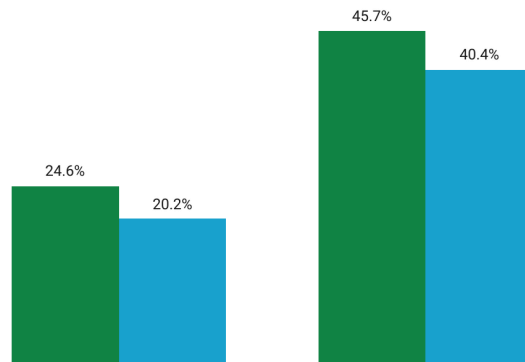
Housing Tenure

Stow



Cost Burden

MetroWest Stow



Among Homeowners with Mortgages

Among Renters

Year Structure Built

2000 or later

(21%)

1980-1999

(23%)

1960-1979

(32%)

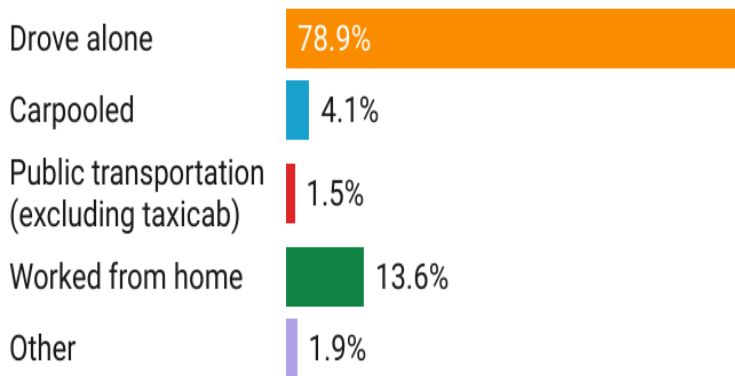
1959 or earlier

(25%)

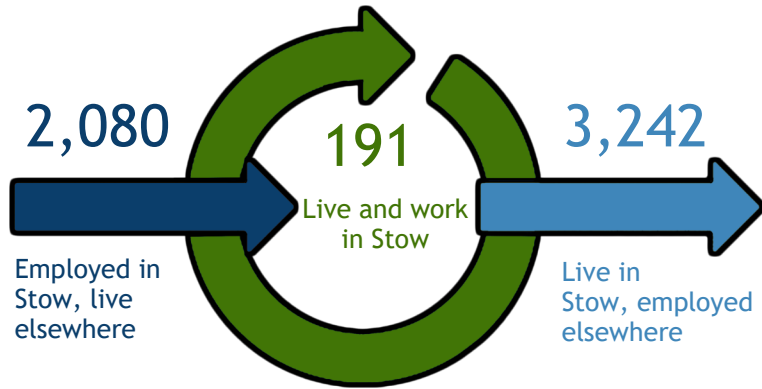


Commuting

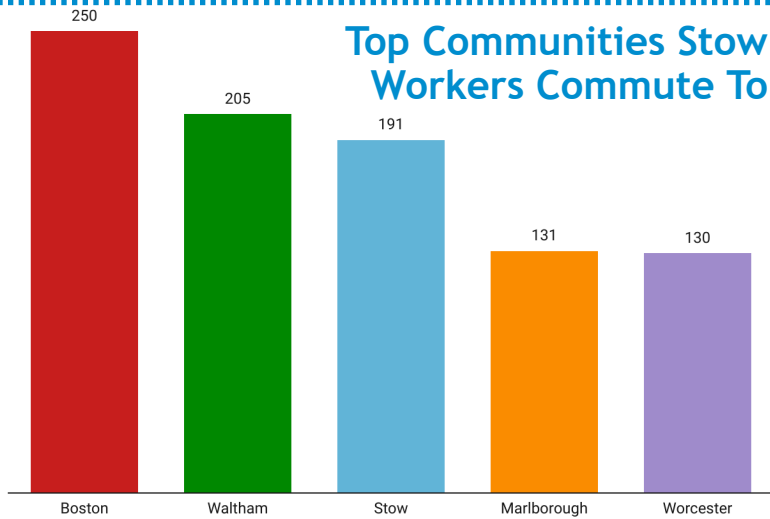
Getting to Work



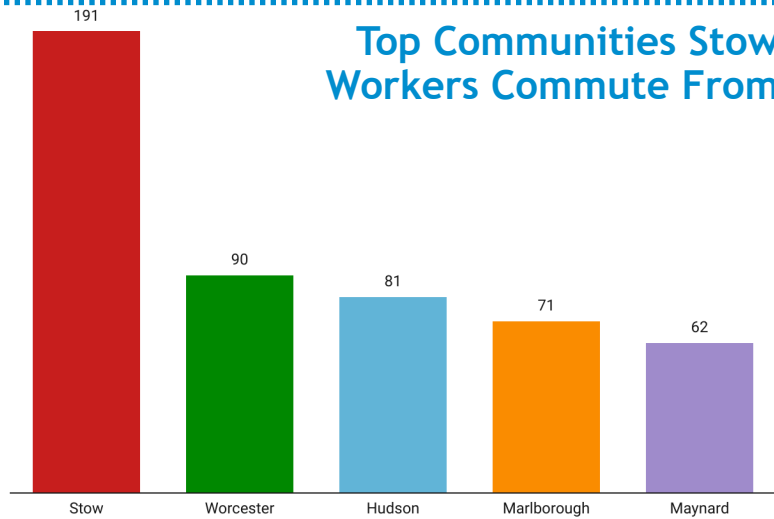
Inflow/Outflow



Top Communities Stow Workers Commute To

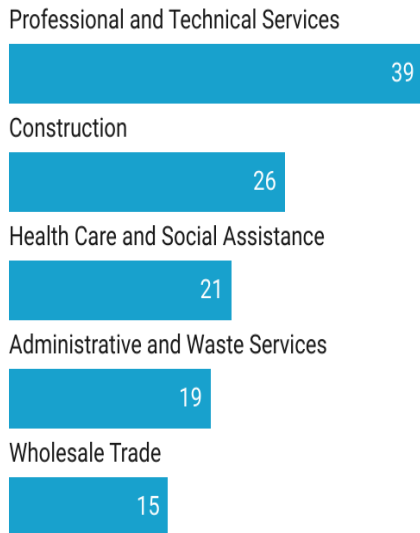


Top Communities Stow Workers Commute From



Key Industries

Top Number of Establishments by Industry (Q2 -2021)



FY 21 Industry Data

Total Payroll Dollars:

\$153,233,352

Average Weekly Wages:

\$1,468

Average Weekly Employment

2,002

Average Number of Business Establishments

205

Top Average Employment by Industry (Q2 -2021)

