

Sudbury, MA

2022

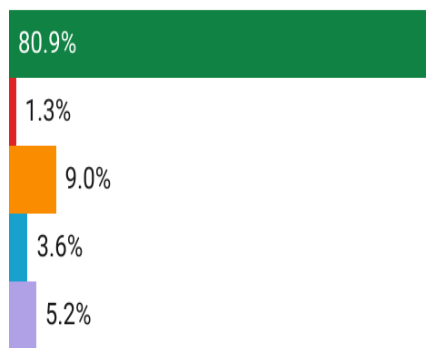
- Population: 18,934
- Median Household Income: \$195,073
- Per Capita Income: \$77,385



Socioeconomic

Race

- White
- Black or African American
- Asian
- Hispanic or Latino origin (of any race)
- Other/Multiracial

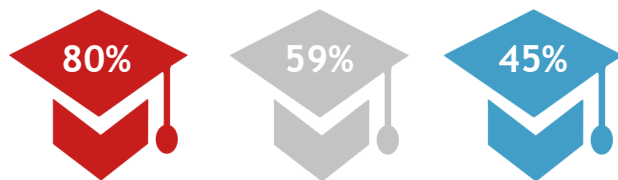


Sudbury 495/MW MA

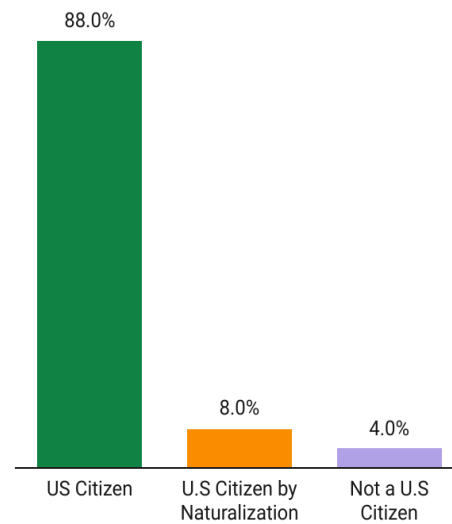
Population Growth (2010-2020)



Residents 25+ with a Bachelor's Degree or Higher



Citizenship

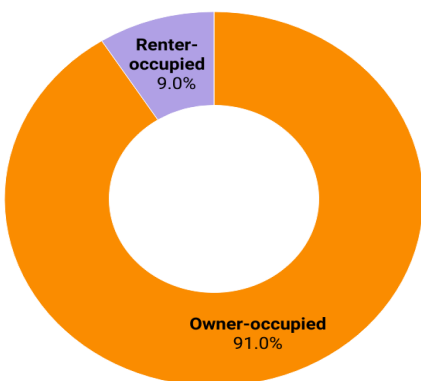


Total Housing Units: 6,399

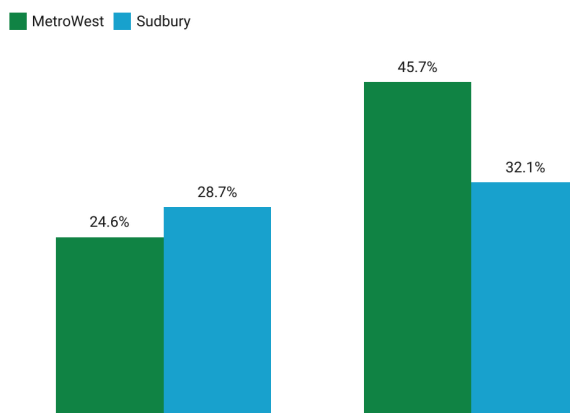
Housing

Vacant Housing Units: 98

Housing Tenure Sudbury



Cost Burden



Among Homeowners with Mortgages

Among Renters

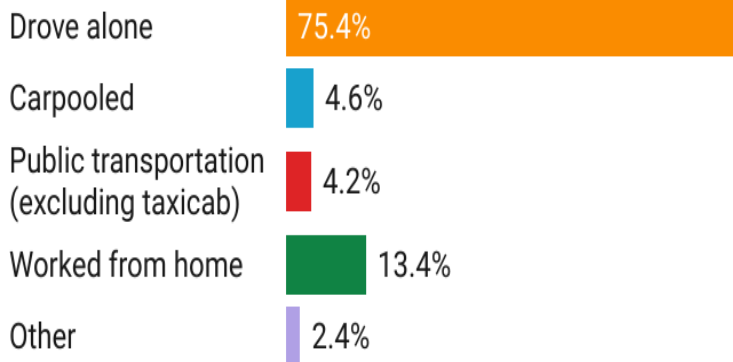
Year Structure Built

- 2000 or later (16%)
- 1980-1999 (23%)
- 1960-1979 (35%)
- 1959 or earlier (27%)

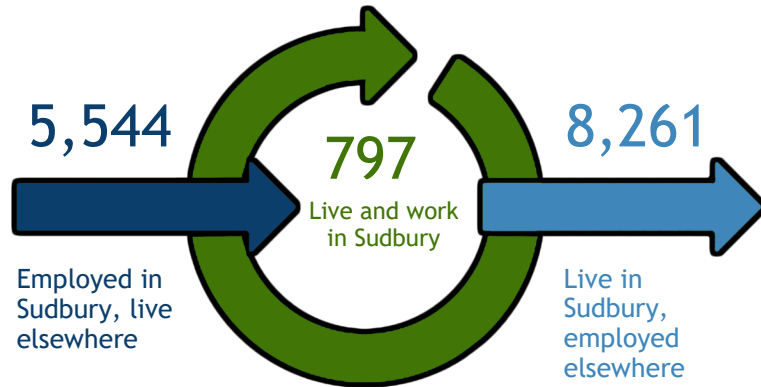


Commuting

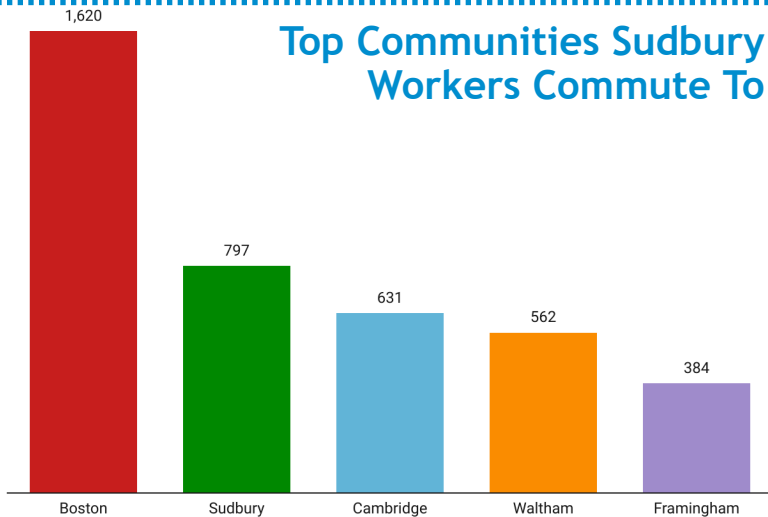
Getting to Work



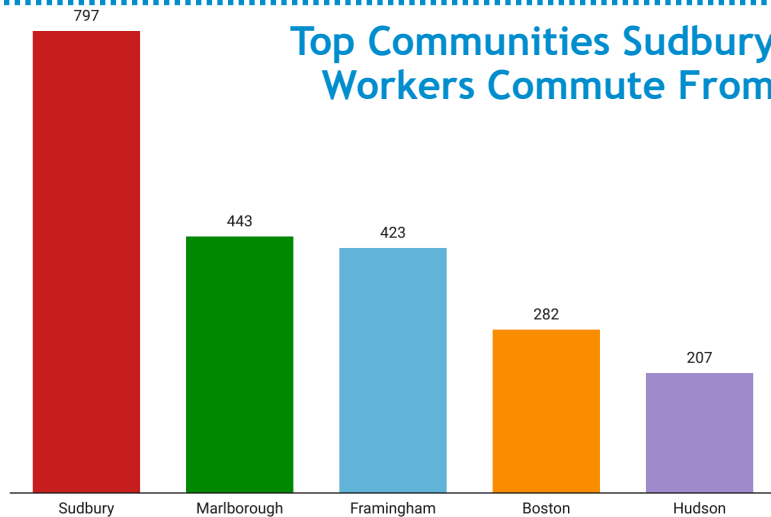
Inflow/Outflow



Top Communities Sudbury Workers Commute To

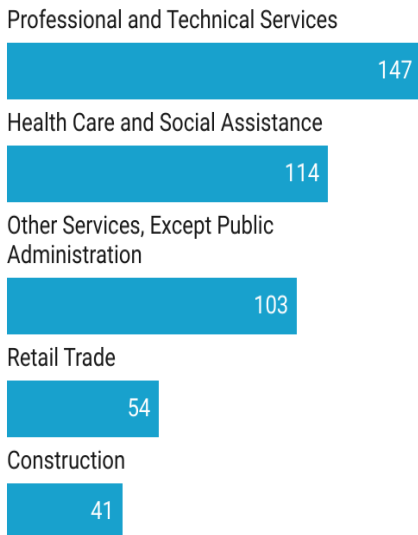


Top Communities Sudbury Workers Commute From



Key Industries

Top Number of Establishments by Industry (Q2 -2021)



FY 21 Industry Data

Total Payroll Dollars:

\$405,151,755

Average Weekly Wages:

\$1,295

Average Weekly Employment

6,012

Average Number of Business Establishments

705

Top Average Employment by Industry (Q2 -2021)

