

# Upton, MA

# 2022


- Population: 8,000
- Median Household Income: \$126,442
- Per Capita Income: \$56,381



## Socioeconomic

### Race

- White
- Black or African American
- Asian
- Hispanic or Latino origin (of any race)
- Other/Multiracial



### Upton

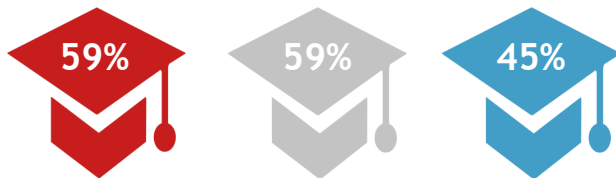
### 495/MW

### MA

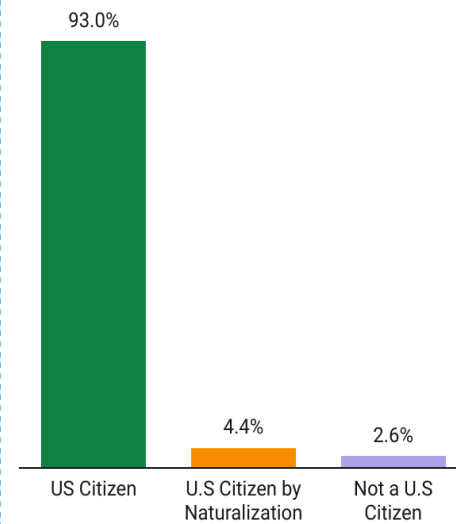
#### Population Growth (2010-2020)



#### Residents 25+ with a Bachelor's Degree or Higher



### Citizenship



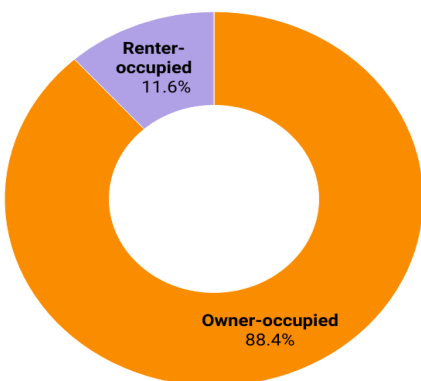
Total Housing Units: 2,941

## Housing

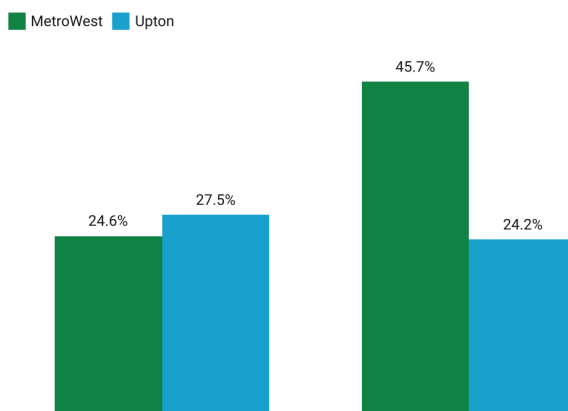
Vacant Housing Units: 188

### Housing Tenure

#### Upton



### Cost Burden




Among Homeowners with Mortgages

Among Renters

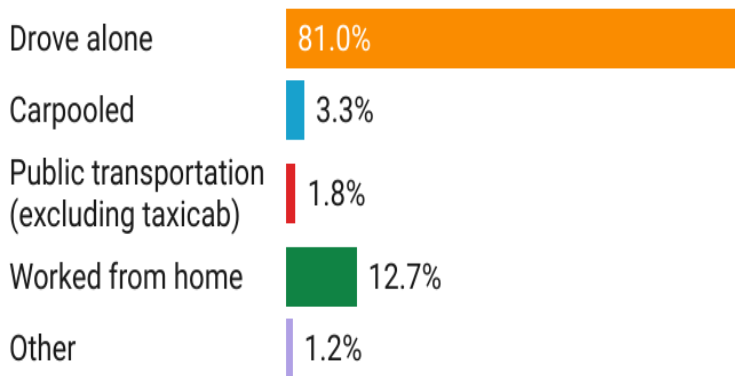
### Year Structure Built

- 2000 or later (15%)
- 1980-1999 (38%)
- 1960-1979 (19%)
- 1959 or earlier (28%)

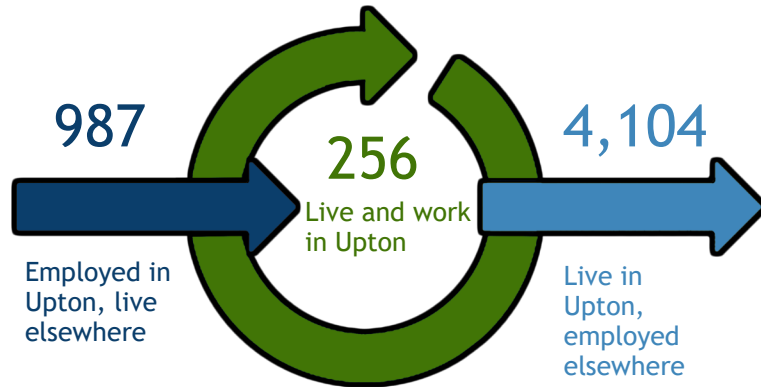


# Commuting

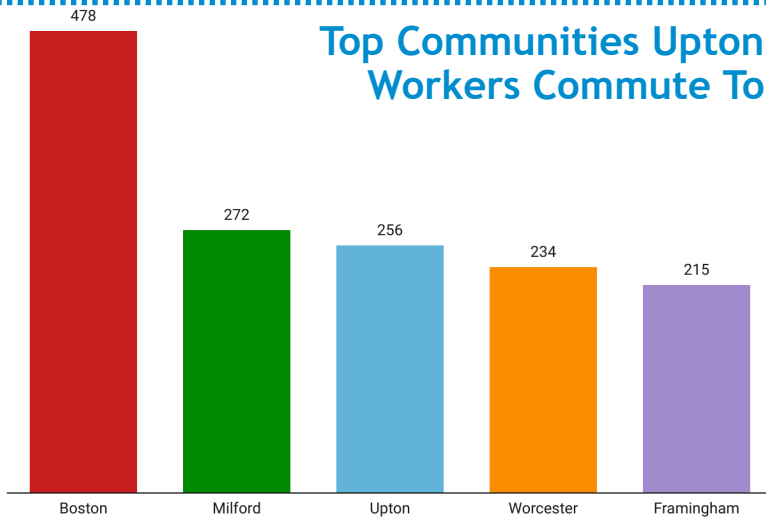
## Getting to Work



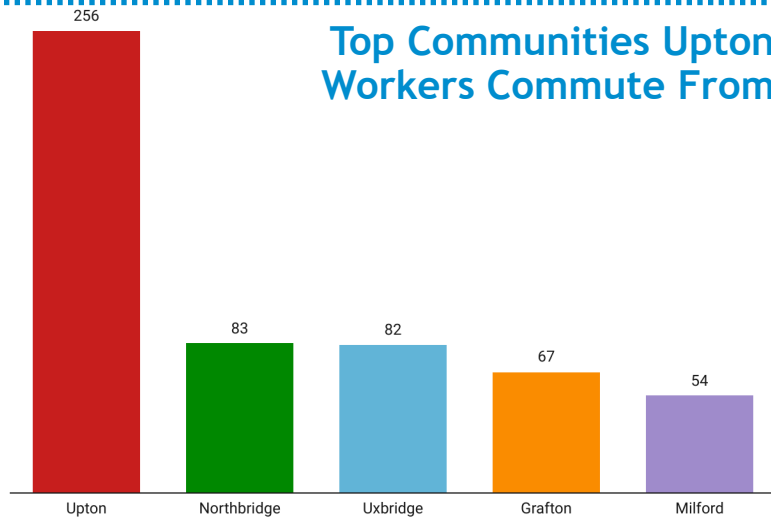
## Inflow/Outflow



## Top Communities Upton Workers Commute To



## Top Communities Upton Workers Commute From



# Key Industries

## Top Number of Establishments by Industry (Q2 -2021)



## FY 21 Industry Data

### Total Payroll Dollars:

\$73,688,274

### Average Weekly Wages:

\$1,141

### Average Weekly Employment

1,238

### Average Number of Business Establishments

223

## Top Average Employment by Industry (Q2 -2021)

