

Westborough, MA

2022

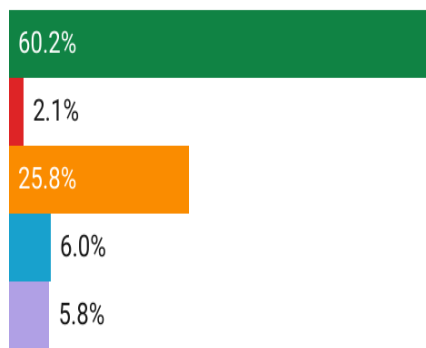
- Population: 21,567
- Median Household Income: \$119,299
- Per Capita Income: \$56,632



Socioeconomic


Race

- White
- Black or African American
- Asian
- Hispanic or Latino origin (of any race)
- Other/Multiracial



Westborough 495/MW MA

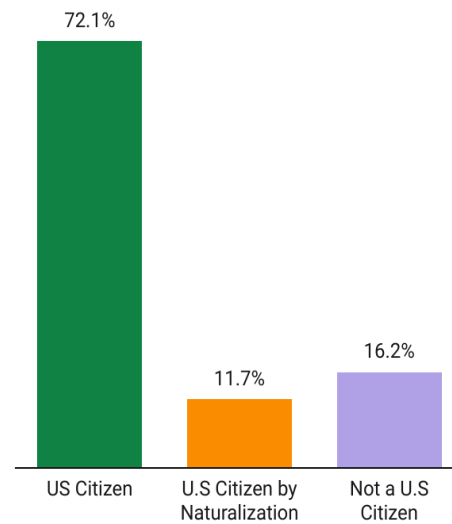
Population Growth (2010-2020)



Residents 25+ with a Bachelor's Degree or Higher



Citizenship

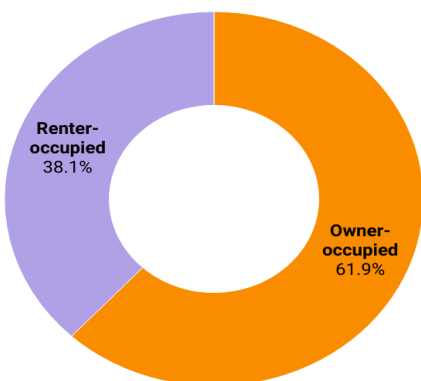


Total Housing Units: 7,408

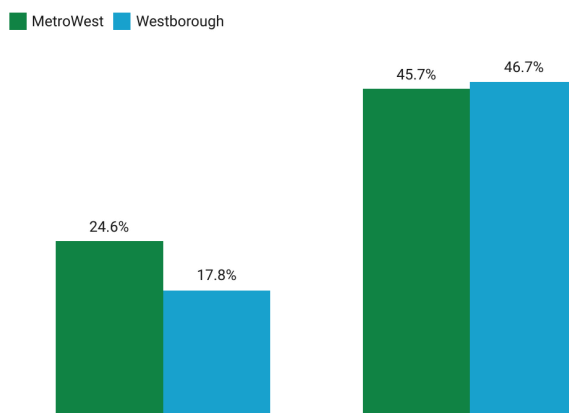
Housing

Vacant Housing Units: 447

Housing Tenure Westborough



Cost Burden



Among Homeowners with Mortgages

Among Renters

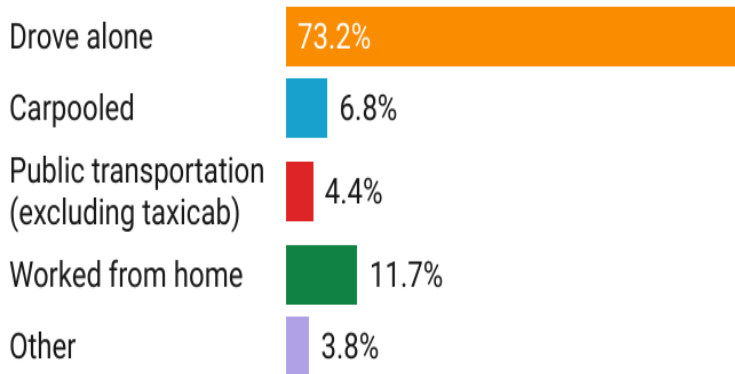
Year Structure Built

- 2000 or later (18%)
- 1980-1999 (27%)
- 1960-1979 (29%)
- 1959 or earlier (25%)



Commuting

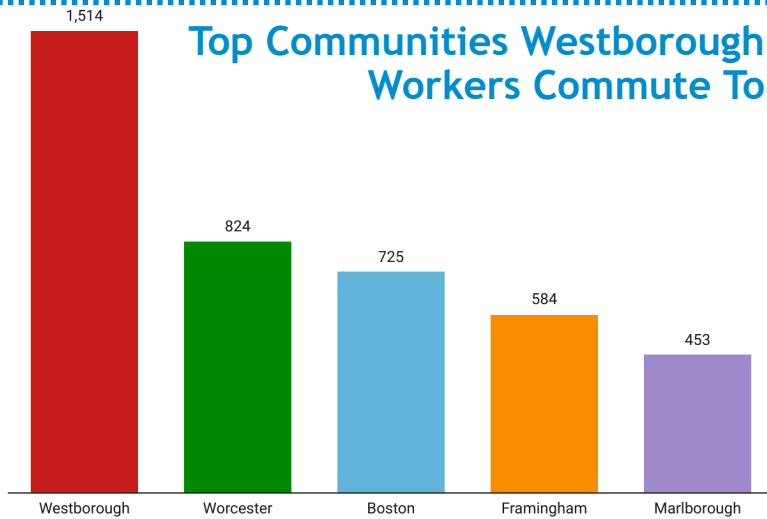
Getting to Work



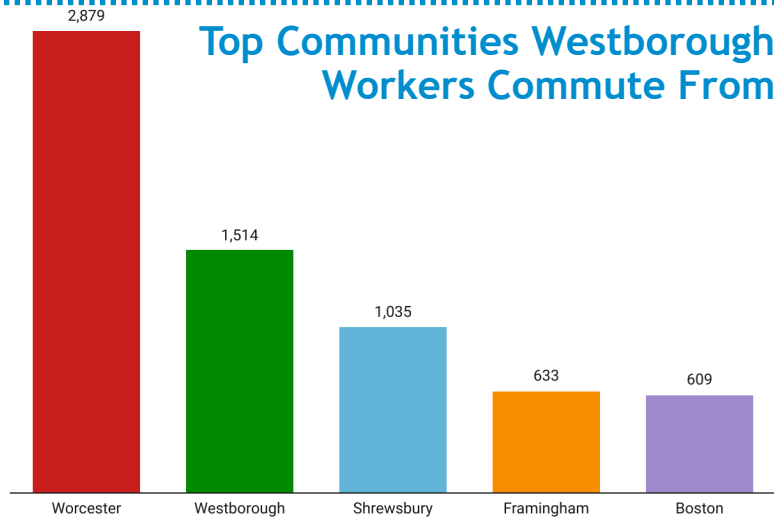
Inflow/Outflow



Top Communities Westborough Workers Commute To



Top Communities Westborough Workers Commute From



Key Industries

Top Number of Establishments by Industry (Q2 -2021)



FY 21 Industry Data

Total Payroll Dollars:

\$2,339,310,159

Average Weekly Wages:

\$1,834

Average Weekly Employment

24,531

Average Number of Business Establishments

1,152

Top Average Employment by Industry (Q2 -2021)

