

Wrentham, MA

2022


- Population: 12,178
- Median Household Income: \$136,563
- Per Capita Income: \$56,656



Socioeconomic

Race

- White
- Black or African American
- Asian
- Hispanic or Latino origin (of any race)
- Other/Multiracial

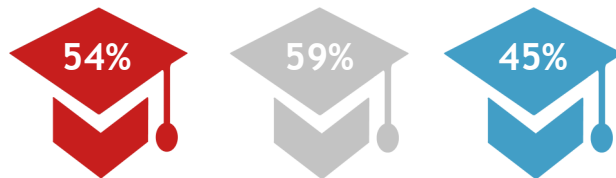


Wrentham 495/MW MA

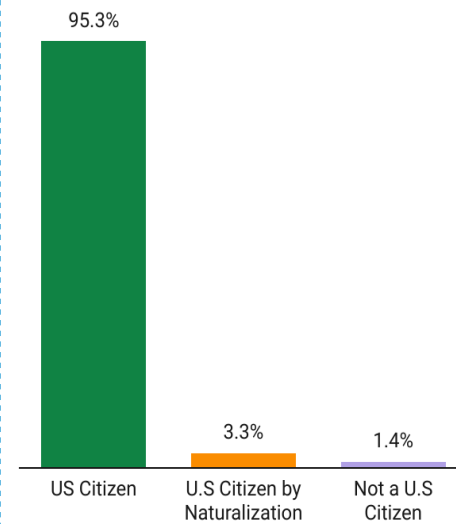
Population Growth (2010-2020)



Residents 25+ with a Bachelor's Degree or Higher



Citizenship



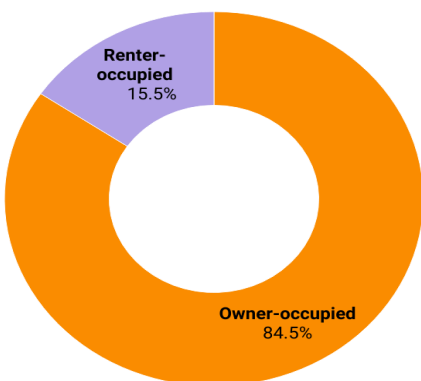
Total Housing Units: 4,465

Housing

Vacant Housing Units: 175

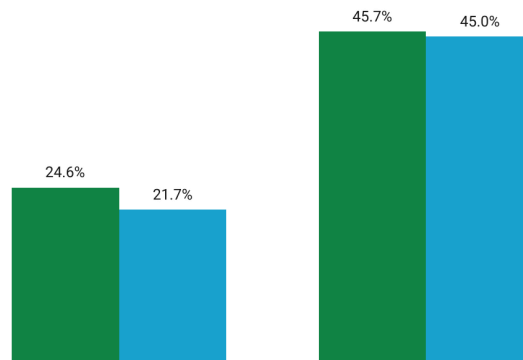
Housing Tenure

Wrentham



Cost Burden

MetroWest Wrentham



Among Homeowners with Mortgages

Among Renters

Year Structure Built

2000 or later

(16%)

1980-1999

(31%)

1960-1979

(21%)

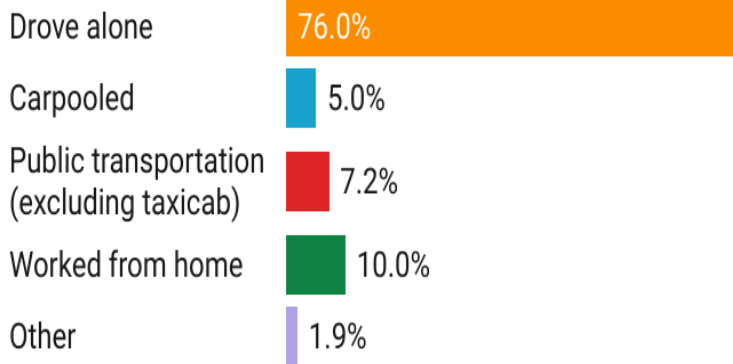
1959 or earlier

(32%)

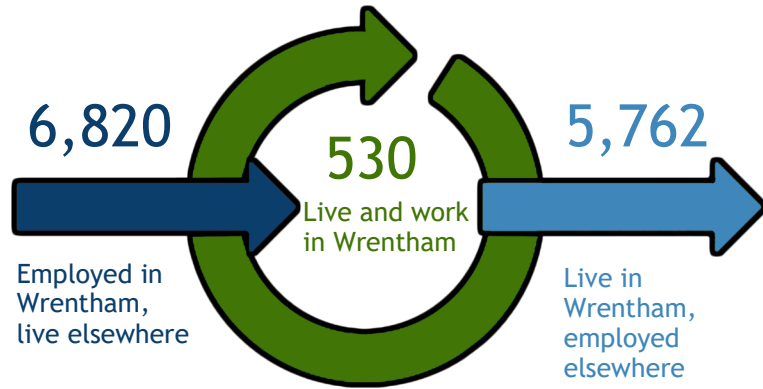


Commuting

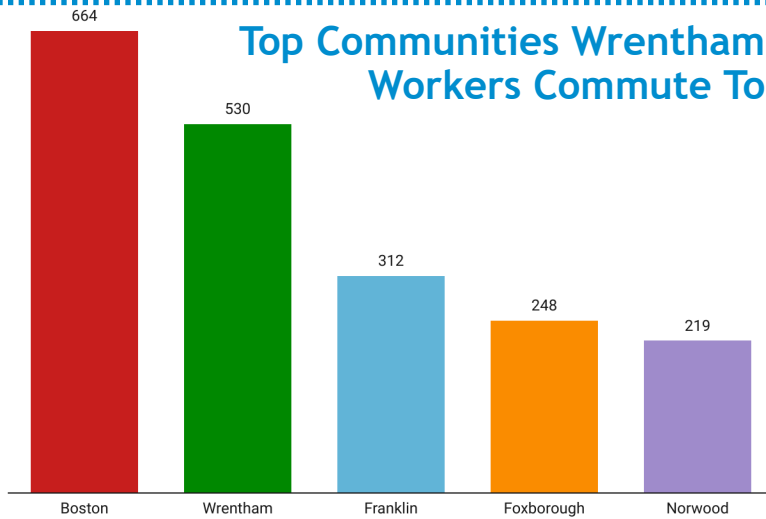
Getting to Work



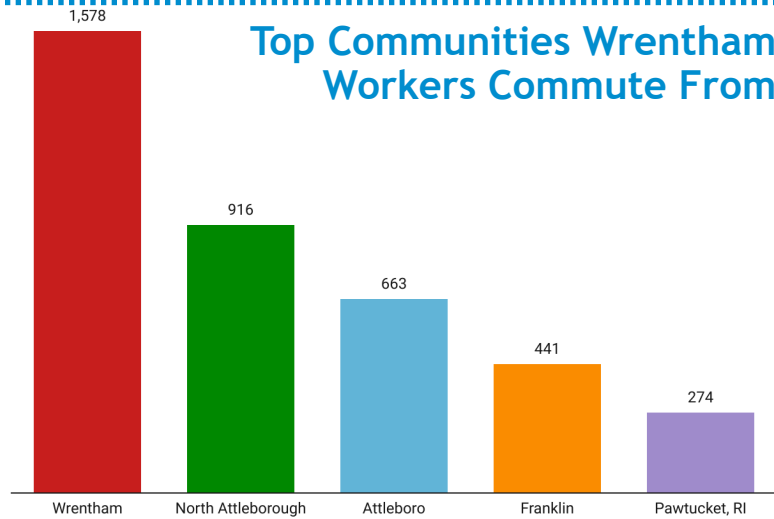
Inflow/Outflow



Top Communities Wrentham Workers Commute To

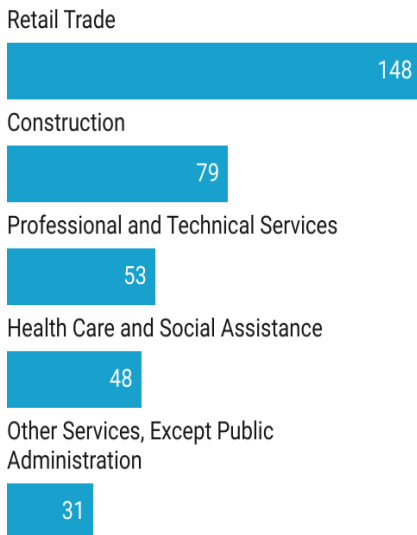


Top Communities Wrentham Workers Commute From



Key Industries

Top Number of Establishments by Industry (Q2 -2021)



FY 21 Industry Data

Total Payroll Dollars:

\$301,851,694

Average Weekly Wages:

\$946

Average Weekly Employment

6,131

Average Number of Business Establishments

525

Top Average Employment by Industry (Q2 -2021)

