

# Acton, MA

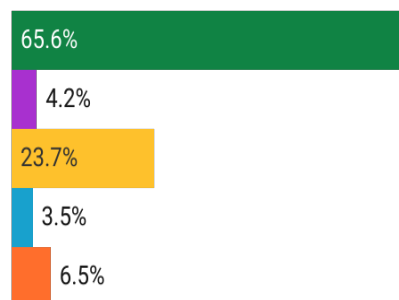
# 2023

- Population: 23,899
- Median Household Income: \$138,163
- Per Capita Income: \$65,952



## Socioeconomic

### Race




### Acton

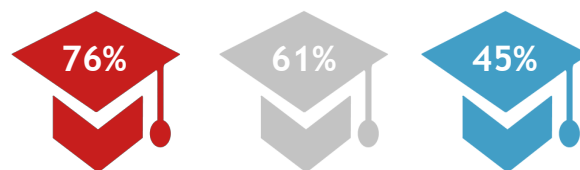
### 495/MW

### MA

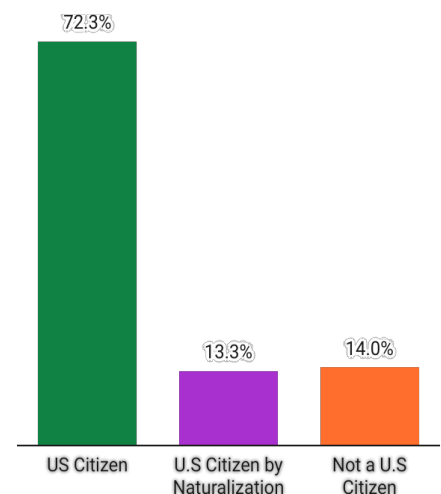
#### Population Growth (2011-2021)



#### Residents 25+ with a Bachelor's Degree or Higher



### Citizenship

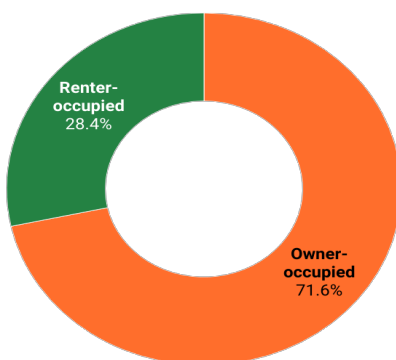


Total Housing Units: 9,143

## Housing

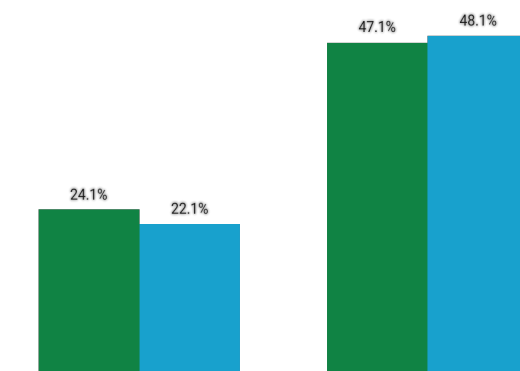
Vacant Housing Units: 212

### Housing Tenure Acton



### Cost Burden

MetroWest Acton



### Year Structure Built

2000 or later

(15%)

1980-1999

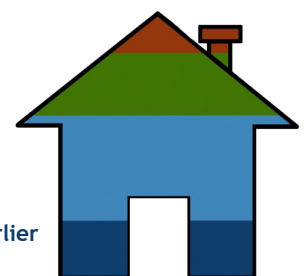
(24%)

1960-1979

(38%)

1959 or earlier

(23%)

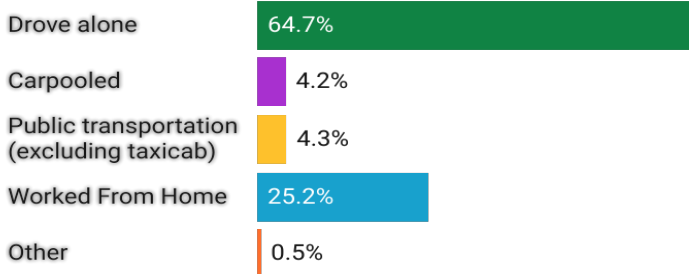


Prepared by the 495/MetroWest Partnership

Sources: 2021 American Community Survey 5-Year; BLS, 2020 U.S. Census OnTheMap Application

# Commuting

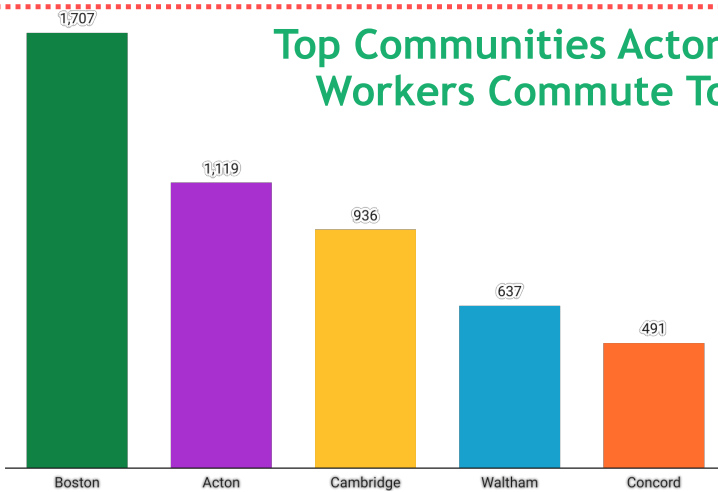
## Getting to Work



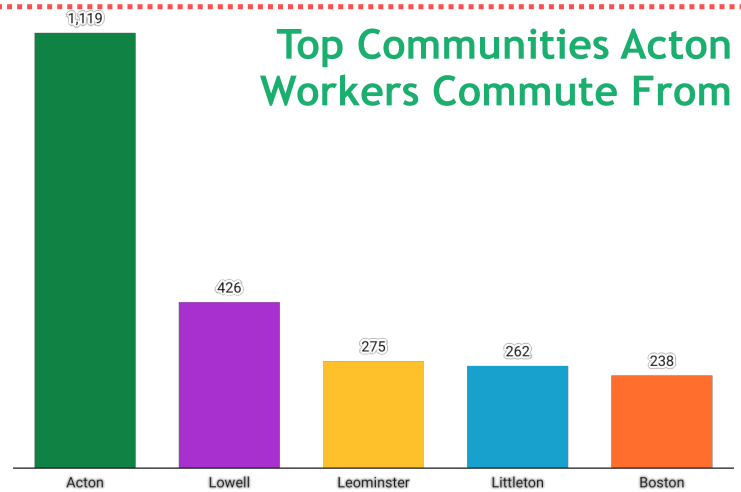
## Inflow/Outflow



## Top Communities Acton Workers Commute To



## Top Communities Acton Workers Commute From



# Key Industries

## Top Number of Establishments by Industry (Q2 - 2022)



## FY 22 Industry Data



## Top Average Employment by Industry (Q2 - 2022)

