

Bellingham, MA

2023

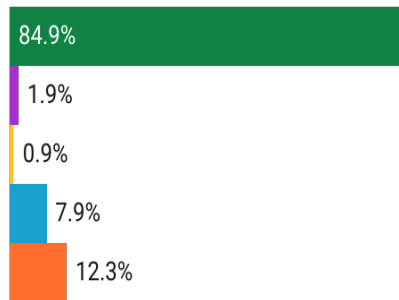
- Population: 16,934
- Median Household Income: \$109,042
- Per Capita Income: \$44,845



Socioeconomic

Race

White Black or African American Asian Hispanic or Latino origin (of any race) Other/Multiracial




Bellingham

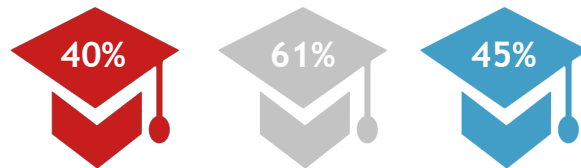
495/MW

MA

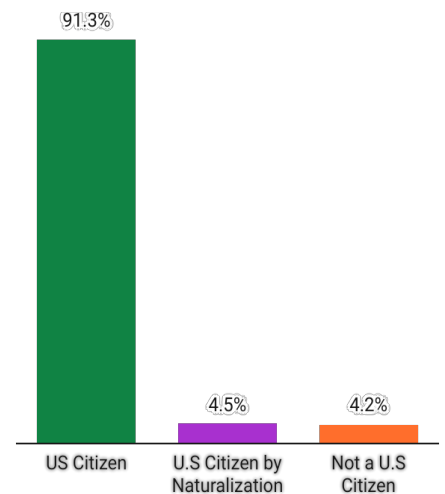
Population Growth (2011-2021)



Residents 25+ with a Bachelor's Degree or Higher



Citizenship

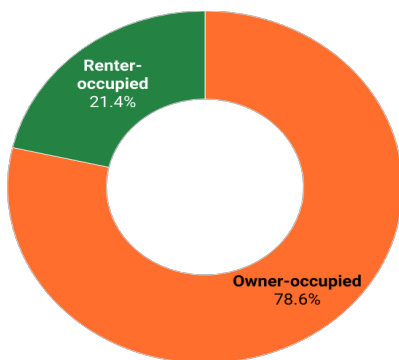


Total Housing Units: 6,658

Housing

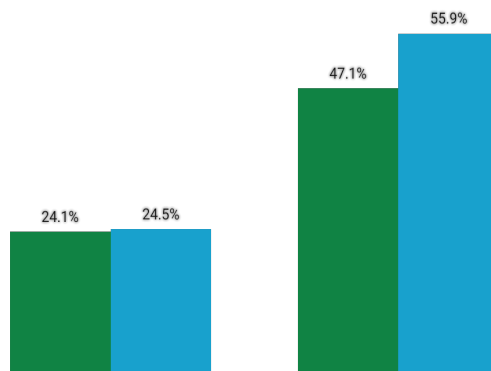
Vacant Housing Units: 408

Housing Tenure Bellingham



Cost Burden

MetroWest Bellingham



Among Homeowners with Mortgages

Among Renters

Year Structure Built

2000 or later

(18%)

1980-1999

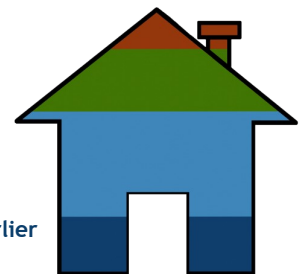
(21%)

1960-1979

(33%)

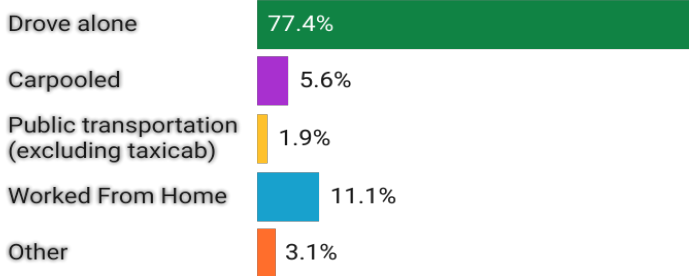
1959 or earlier

(28%)




Commuting

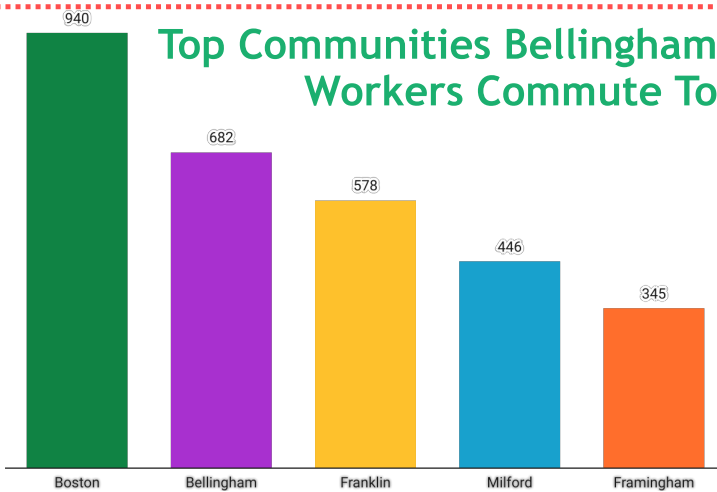
Getting to Work



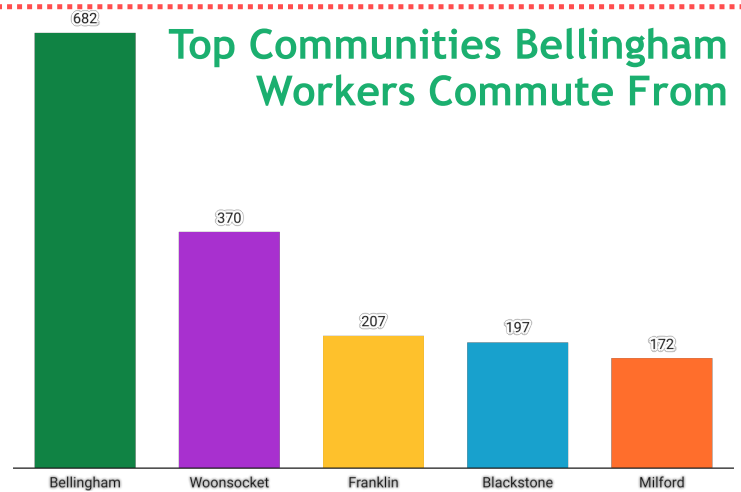
Inflow/Outflow



Top Communities Bellingham Workers Commute To

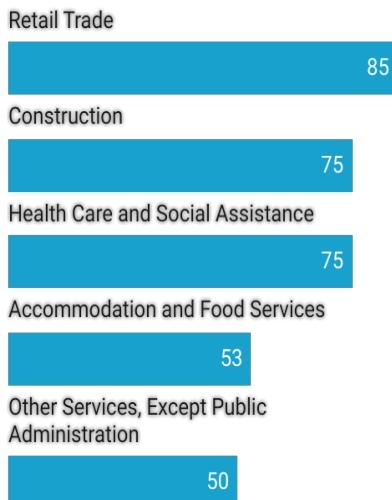


Top Communities Bellingham Workers Commute From



Key Industries

Top Number of Establishments by Industry (Q2 - 2022)



FY 22 Industry Data



Top Average Employment by Industry (Q2 - 2022)

