

Hudson, MA

2023

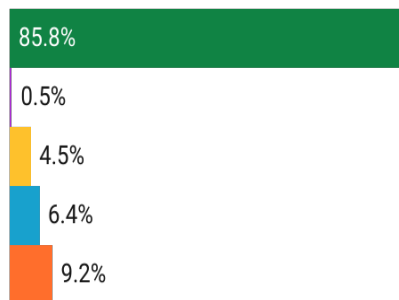
- Population: 20,032
- Median Household Income: \$94,191
- Per Capita Income: \$48,829



Socioeconomic

Race

White Black or African American Asian Hispanic or Latino origin (of any race) Other/Multiracial




Hudson

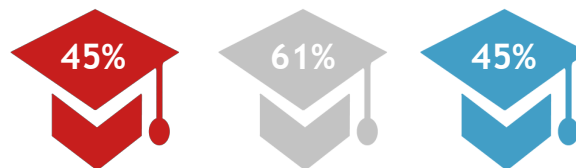
495/MW

MA

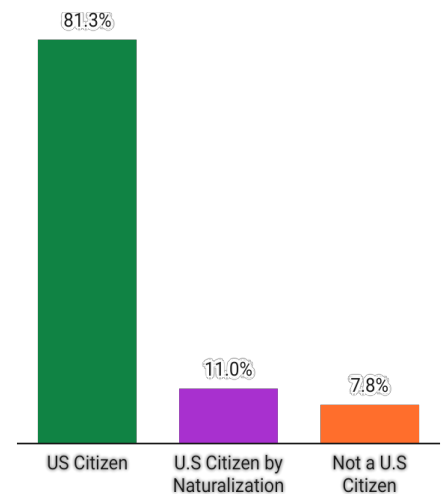
Population Growth (2011-2021)



Residents 25+ with a Bachelor's Degree or Higher



Citizenship

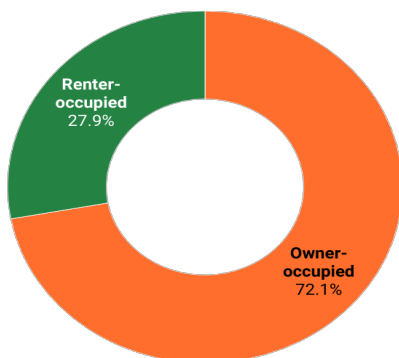


Total Housing Units: 8,479

Housing

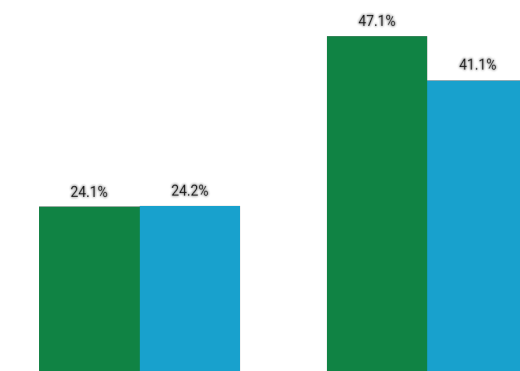
Vacant Housing Units: 444

Housing Tenure Hudson



Cost Burden

MetroWest Hudson



Among Homeowners with Mortgages

Among Renters

Year Structure Built

2000 or later

(18%)

1980-1999

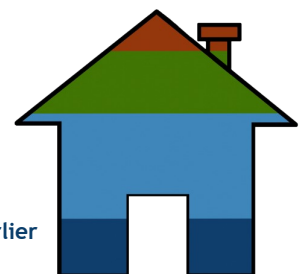
(23%)

1960-1979

(28%)

1959 or earlier

(31%)

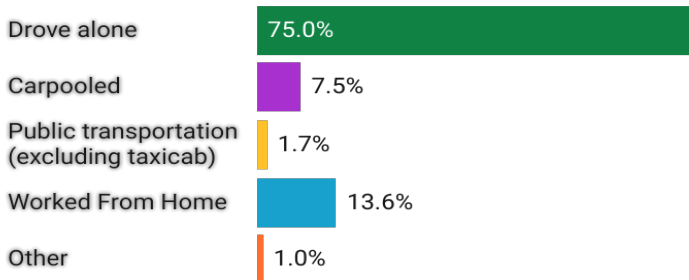


Prepared by the 495/MetroWest Partnership

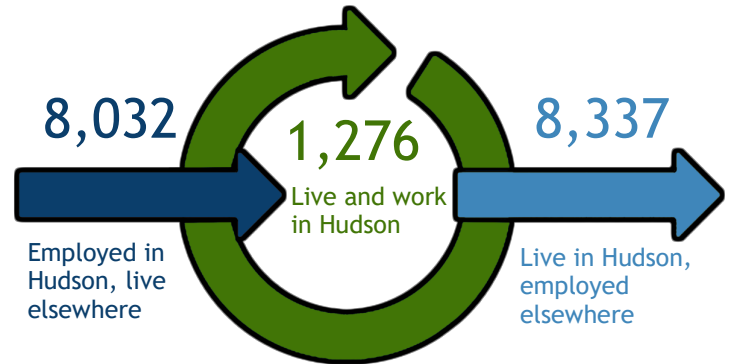
Sources: 2021 American Community Survey 5-Year; BLS, 2020 U.S. Census OnTheMap Application

Commuting

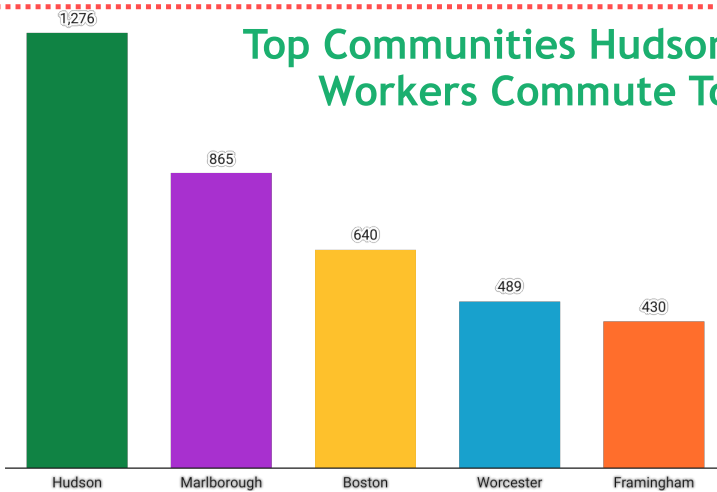
Getting to Work



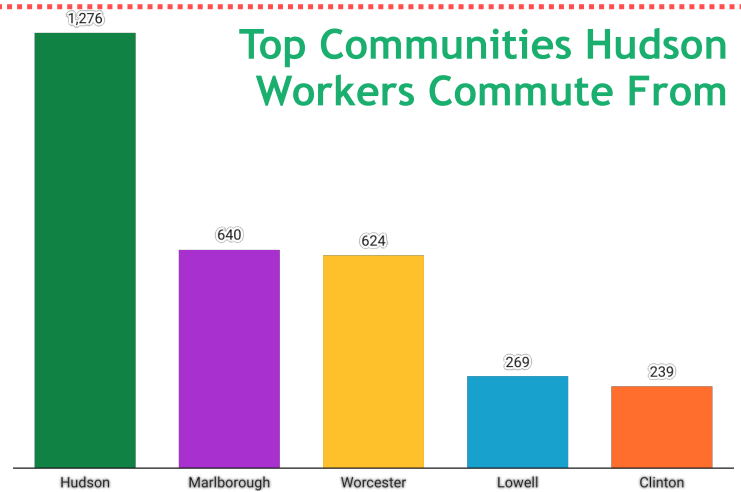
Inflow/Outflow



Top Communities Hudson Workers Commute To



Top Communities Hudson Workers Commute From



Key Industries

Top Number of Establishments by Industry (Q2 - 2022)



FY 22 Industry Data



Top Average Employment by Industry (Q2 - 2022)

