

Maynard, MA

2023

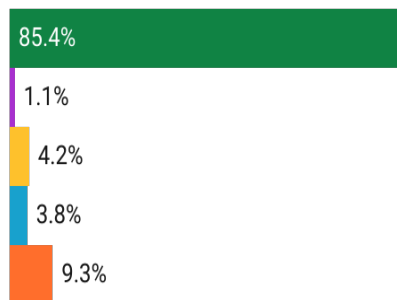
- Population: 10,702
- Median Household Income: \$112,432
- Per Capita Income: \$55,372



Socioeconomic

Race

White Black or African American Asian Hispanic or Latino origin (of any race) Other/Multiracial




Maynard

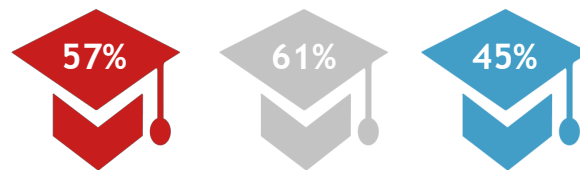
495/MW

MA

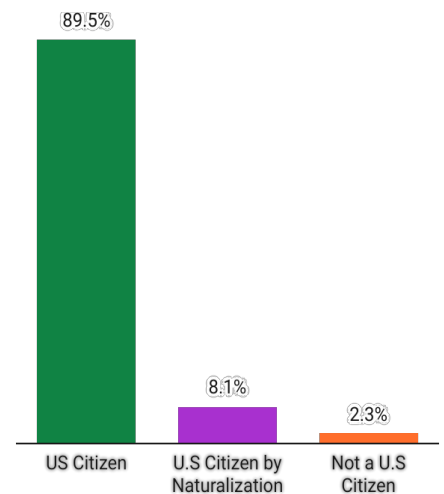
Population Growth (2011-2021)



Residents 25+ with a Bachelor's Degree or Higher



Citizenship



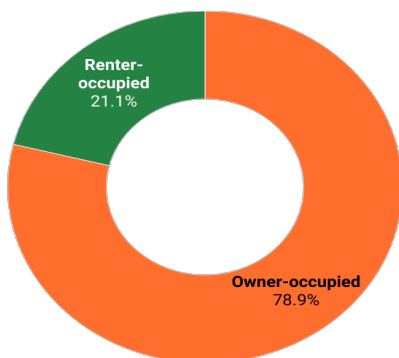
Total Housing Units: 4,515

Housing

Vacant Housing Units: 246

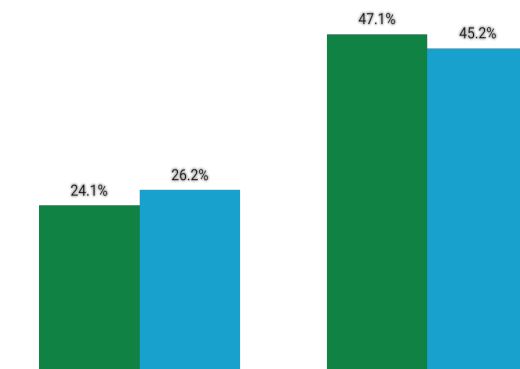
Housing Tenure

Maynard



Cost Burden

MetroWest Maynard



Among Homeowners with Mortgages

Among Renters

Year Structure Built

2000 or later

(10%)

1980-1999

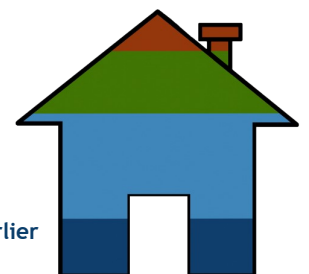
(23%)

1960-1979

(22%)

1959 or earlier

(46%)

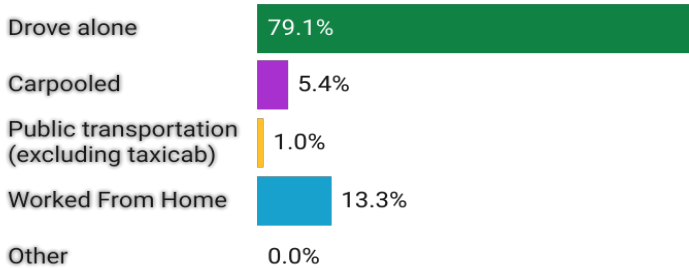


Prepared by the 495/MetroWest Partnership

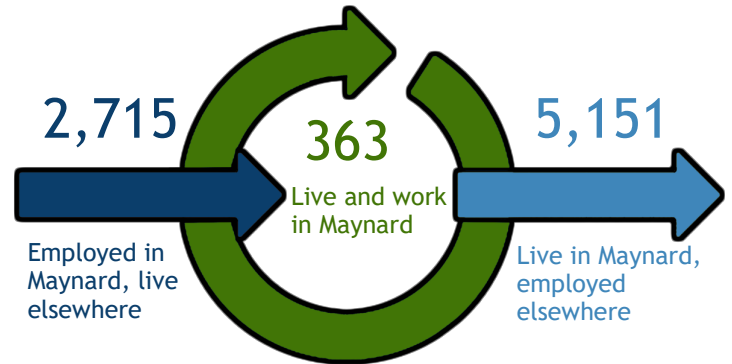
Sources: 2021 American Community Survey 5-Year; BLS, 2020 U.S. Census OnTheMap Application

Commuting

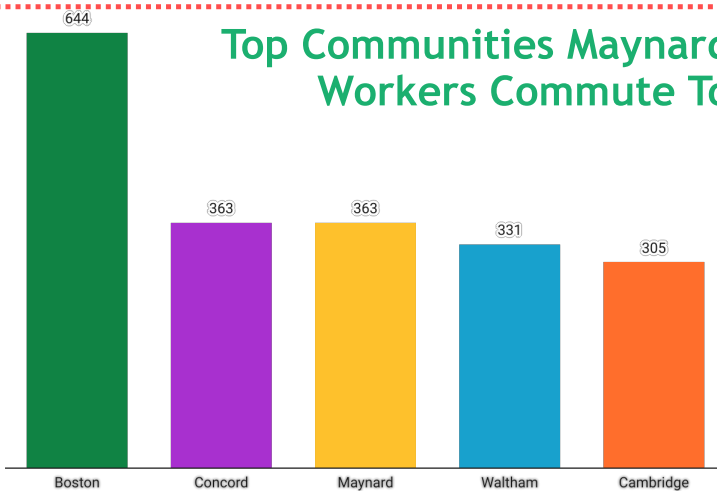
Getting to Work



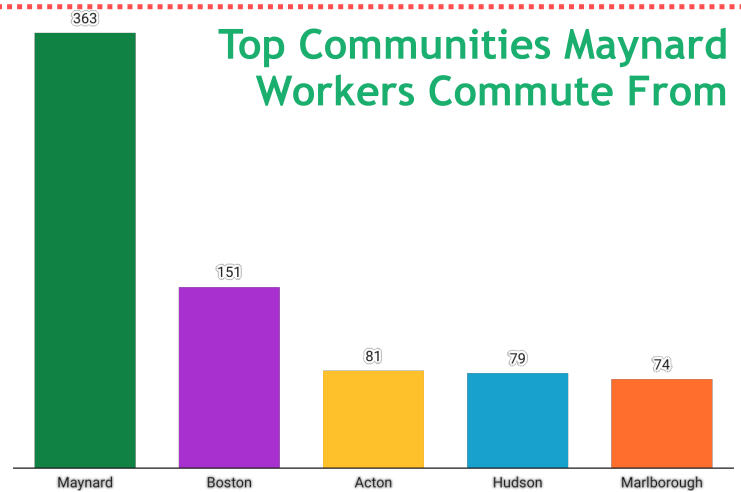
Inflow/Outflow



Top Communities Maynard Workers Commute To

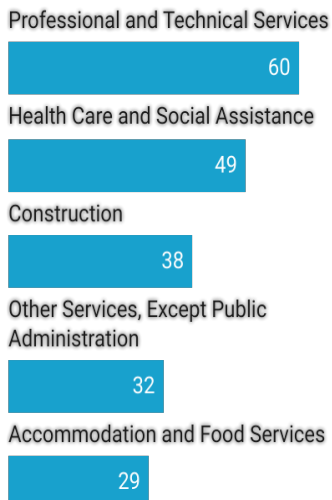


Top Communities Maynard Workers Commute From



Key Industries

Top Number of Establishments by Industry (Q2 - 2022)



FY 22 Industry Data



Top Average Employment by Industry (Q2 - 2022)

