

Natick, MA

2023

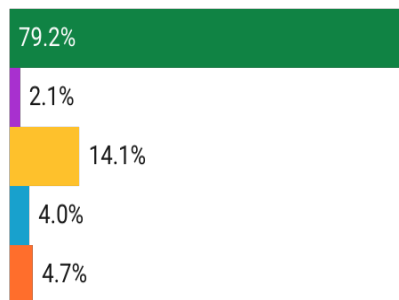
- Population: 36,627
- Median Household Income: \$122,914
- Per Capita Income: \$67,267



Socioeconomic

Race

White Black or African American Asian Hispanic or Latino origin (of any race) Other/Multiracial




Natick

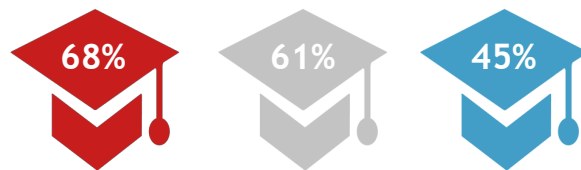
495/MW

MA

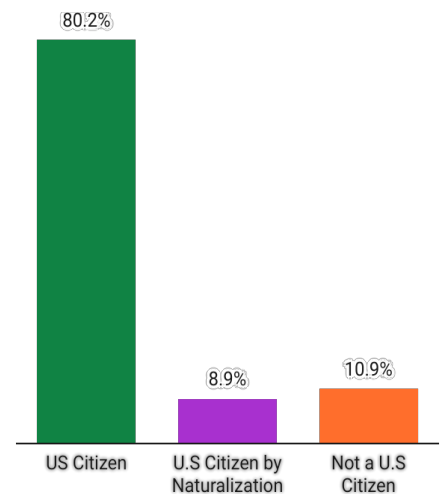
Population Growth (2011-2021)



Residents 25+ with a Bachelor's Degree or Higher



Citizenship

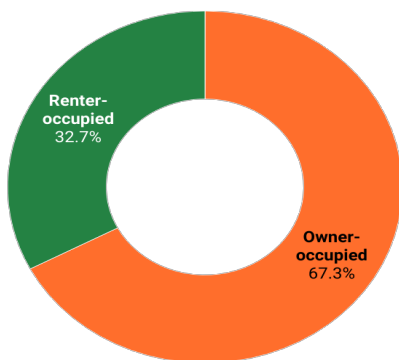


Total Housing Units: 15,767

Housing

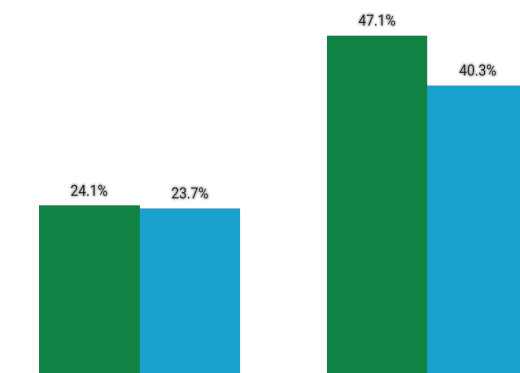
Vacant Housing Units: 524

Housing Tenure Natick



Cost Burden

MetroWest Natick



Among Homeowners with Mortgages

Among Renters

Year Structure Built

2000 or later

(15%)

1980-1999

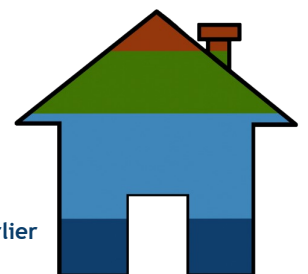
(21%)

1960-1979

(17%)

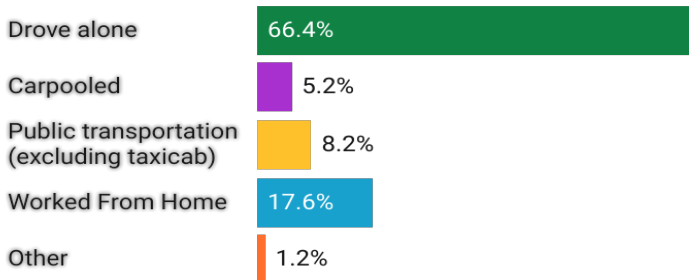
1959 or earlier

(47%)




Commuting

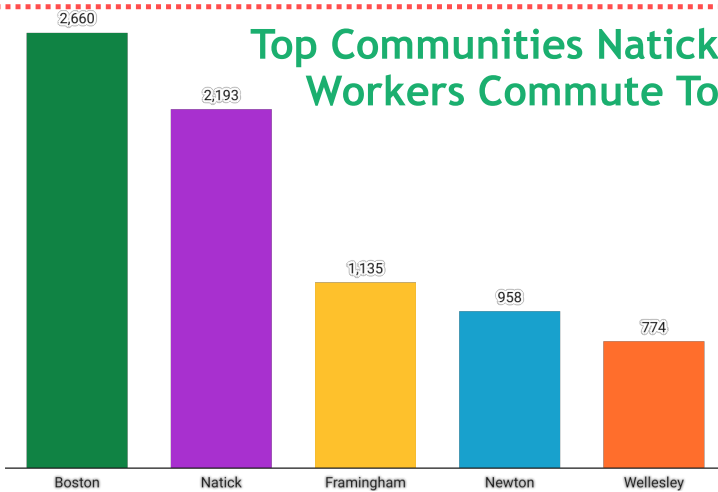
Getting to Work



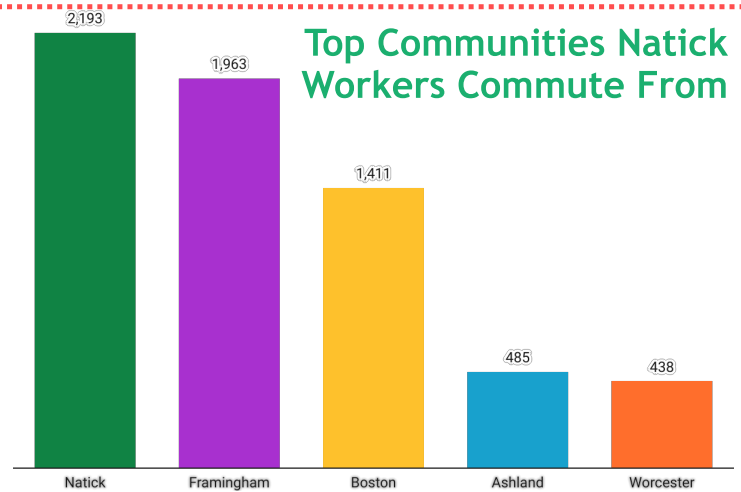
Inflow/Outflow



Top Communities Natick Workers Commute To



Top Communities Natick Workers Commute From



Key Industries

Top Number of Establishments by Industry (Q2 - 2022)



FY 22 Industry Data



Top Average Employment by Industry (Q2 - 2022)

