

# Norfolk, MA

2023

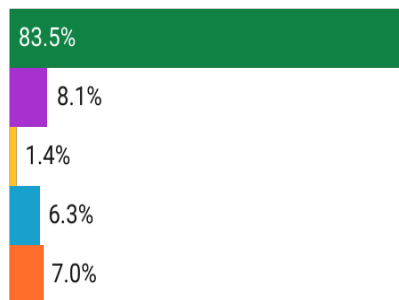
- Population: 11,531
- Median Household Income: \$168,281
- Per Capita Income: \$52,240



## Socioeconomic

### Race

White Black or African American Asian Hispanic or Latino origin (of any race) Other/Multiracial




### Norfolk

### 495/MW

### MA

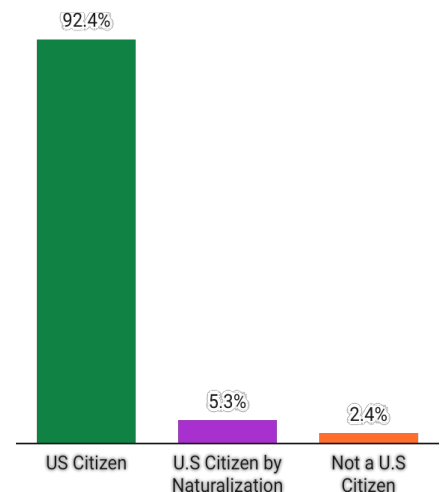
#### Population Growth (2011-2021)



#### Residents 25+ with a Bachelor's Degree or Higher



### Citizenship



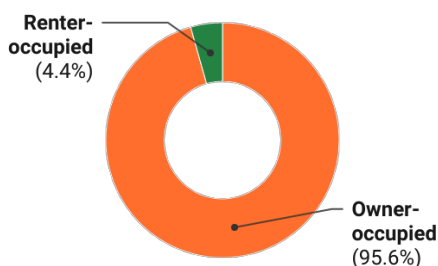
Total Housing Units: 3,111

## Housing

Vacant Housing Units: 144

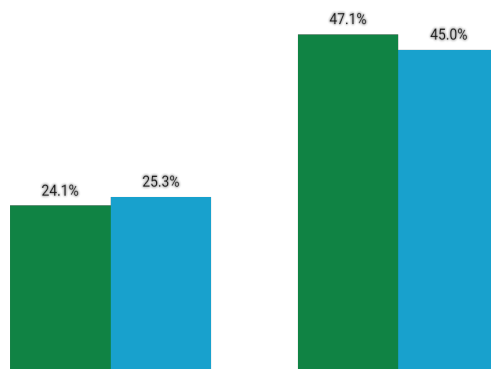
### Housing Tenure

#### Norfolk



### Cost Burden

MetroWest Norfolk



Among Homeowners with Mortgages

Among Renters

### Year Structure Built

2000 or later

(20%)

1980-1999

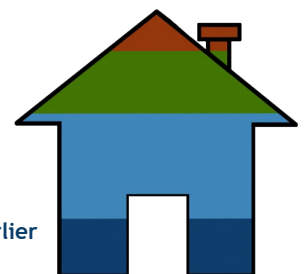
(39%)

1960-1979

(25%)

1959 or earlier

(17%)

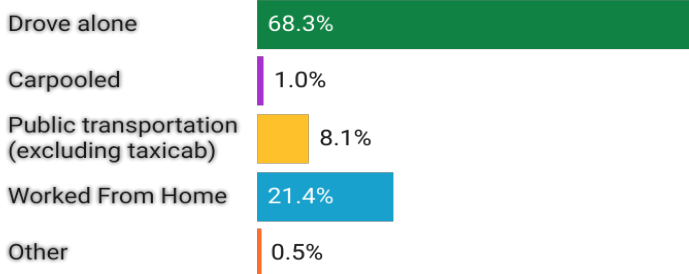


Prepared by the 495/MetroWest Partnership

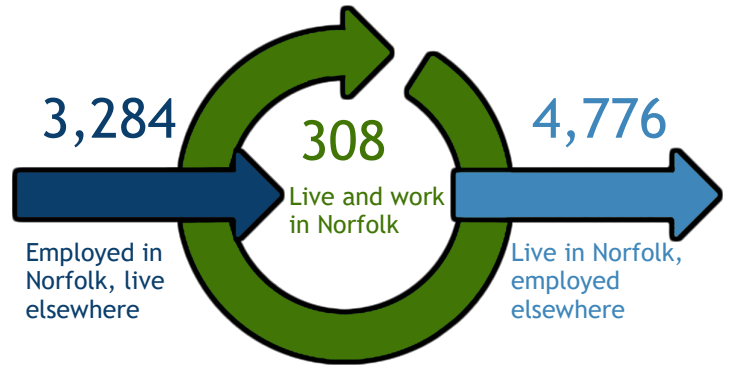
Sources: 2021 American Community Survey 5-Year; BLS, 2020 U.S. Census OnTheMap Application

# Commuting

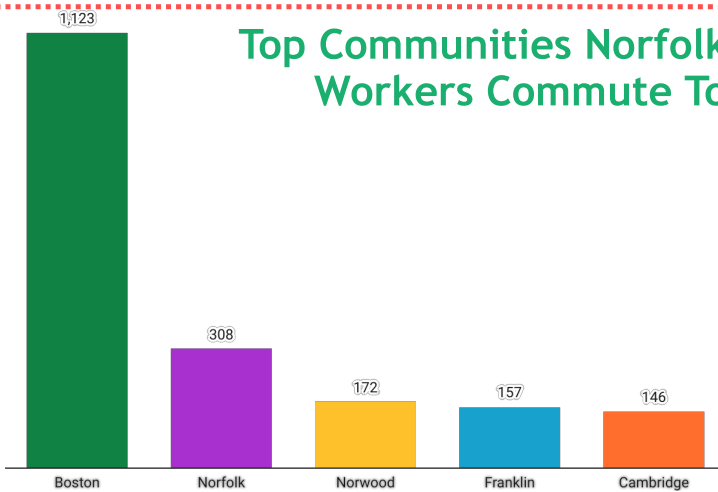
## Getting to Work



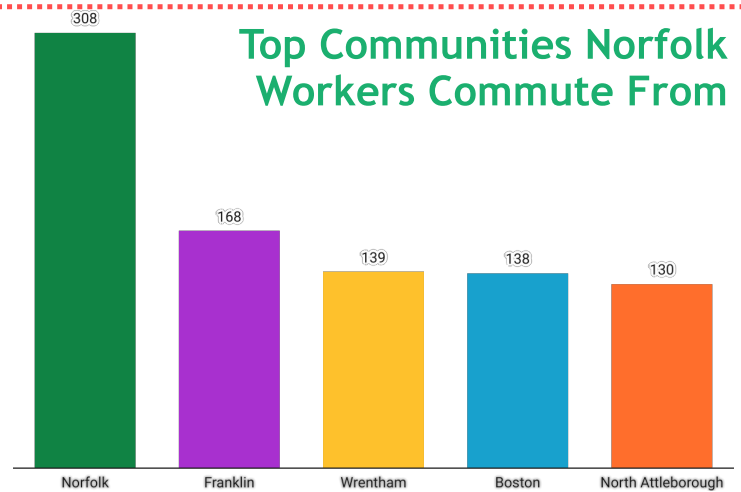
## Inflow/Outflow



## Top Communities Norfolk Workers Commute To

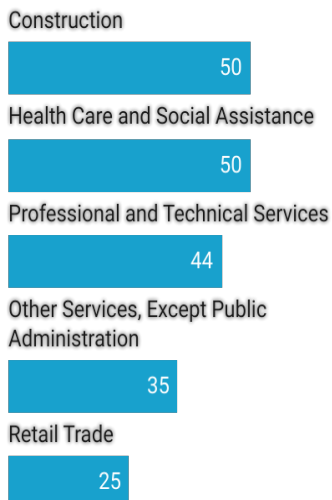


## Top Communities Norfolk Workers Commute From



# Key Industries

## Top Number of Establishments by Industry (Q2 - 2022)



## FY 22 Industry Data



## Top Average Employment by Industry (Q2 - 2022)

