

Shrewsbury, MA

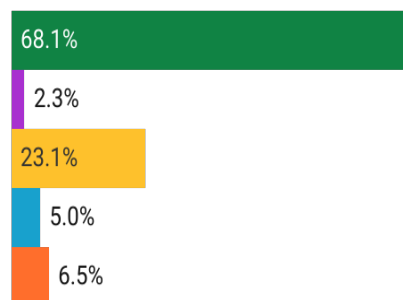
2023

- Population: 38,291
- Median Household Income: \$117,909
- Per Capita Income: \$53,283



Socioeconomic

Race




Shrewsbury

495/MW

MA

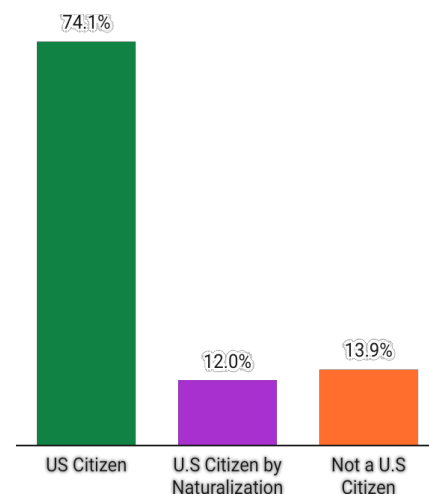
Population Growth (2011-2021)



Residents 25+ with a Bachelor's Degree or Higher



Citizenship

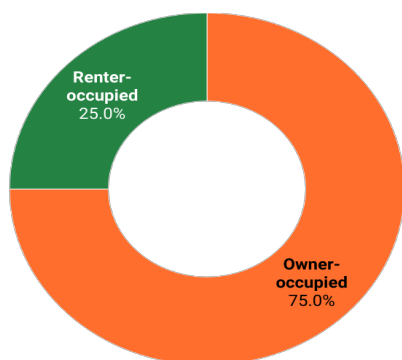


Total Housing Units: 14,723

Housing

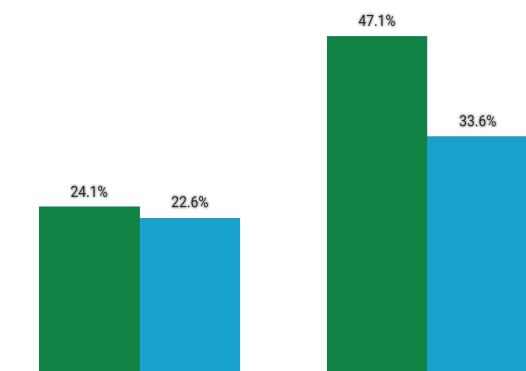
Vacant Housing Units: 915

Housing Tenure Shrewsbury



Cost Burden

Legend: MetroWest (Green), Shrewsbury (Blue)



Year Structure Built

2000 or later

(14%)

1980-1999

(36%)

1960-1979

(20%)

1959 or earlier

(31%)

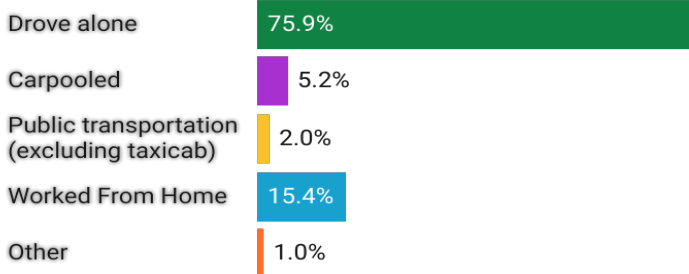


Prepared by the 495/MetroWest Partnership

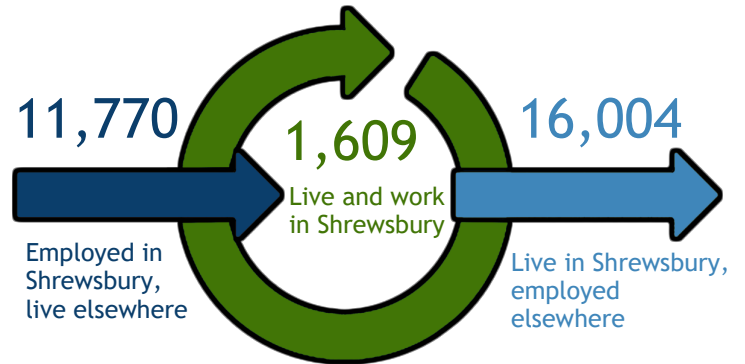
Sources: 2021 American Community Survey 5-Year; BLS, 2020 U.S. Census OnTheMap Application

Commuting

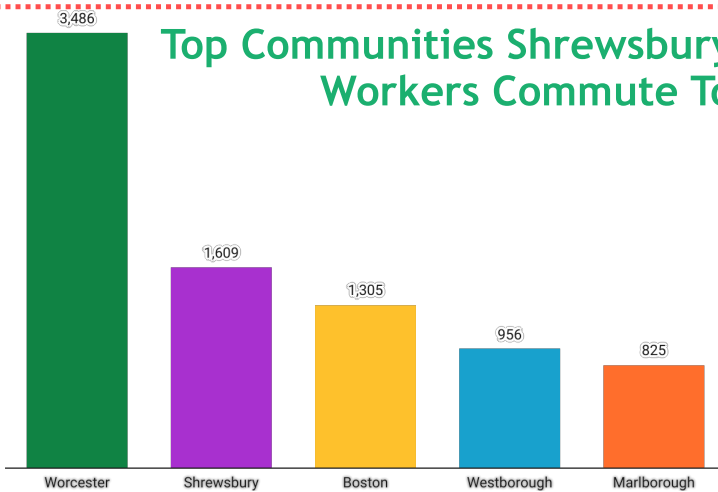
Getting to Work



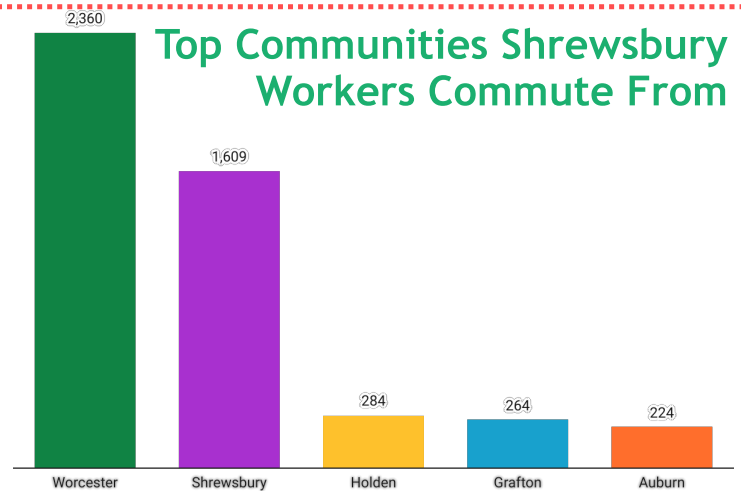
Inflow/Outflow



Top Communities Shrewsbury Workers Commute To



Top Communities Shrewsbury Workers Commute From



Key Industries

Top Number of Establishments by Industry (Q2 - 2022)



FY 22 Industry Data



Top Average Employment by Industry (Q2 - 2022)

