

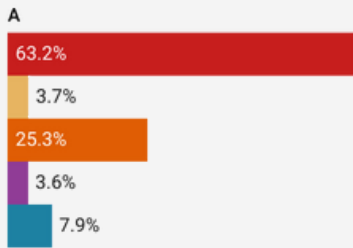
# ACTON, MA

Population: 23,864  
Median Household Income: \$150,482  
Per Capita Income: \$73,627

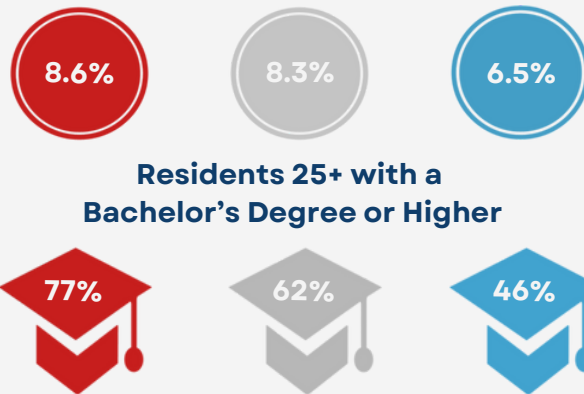
## Socioeconomic

### Race:

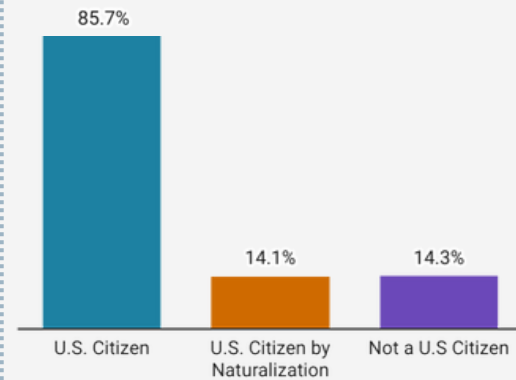
■ White  
■ Black or African American  
■ Asian  
■ Hispanic or Latino origin (of any race)  
■ Other/Multiracial



Acton      495/MW      MA  
**Population Growth 2012-2022**



### Citizenship:

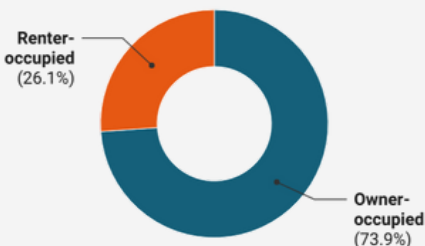


## Housing

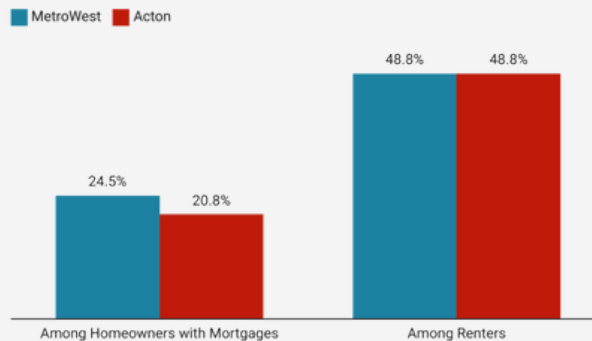
Total Housing Units: 9,170

Vacant Housing Units: 149

### Housing Tenure:



### Cost Burden:



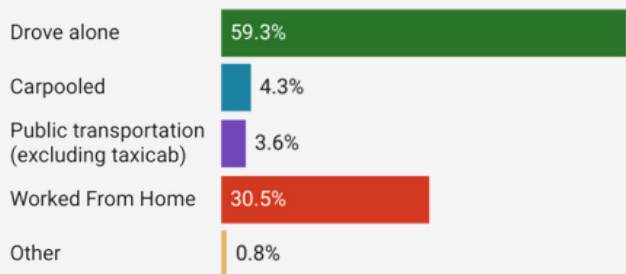
### Year Structure Built:

**2000 or later (17%)**  
**1980-1999 (22%)**  
**1960-1979 (39%)**  
**1959 or earlier (22%)**

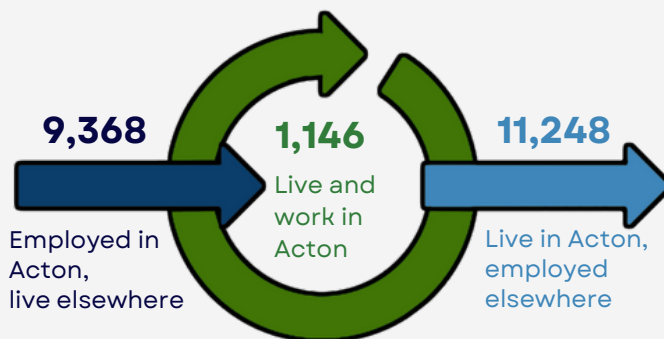


# Commuting

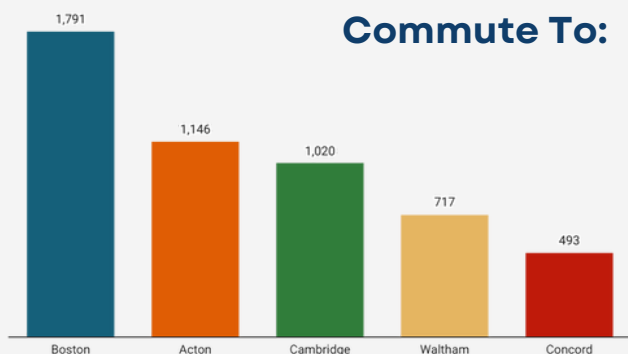
## Getting to Work



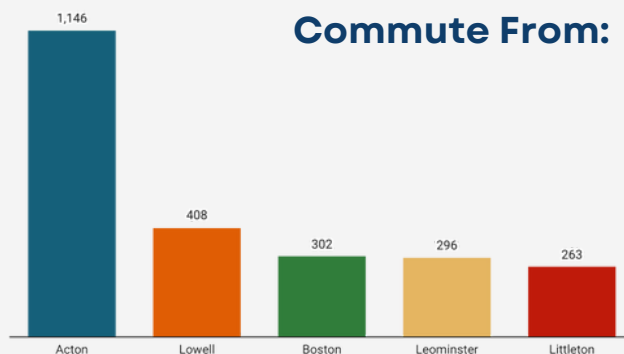
## Inflow/Outflow



## Top Communities Workers Commute To:

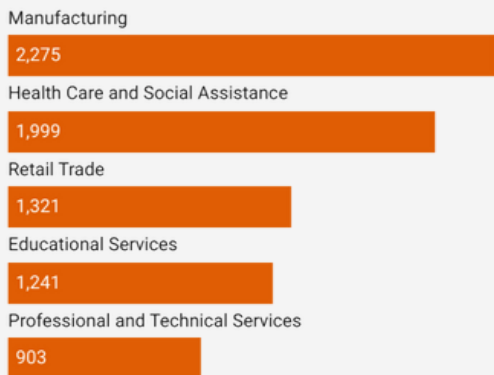


## Top Communities Workers Commute From:



# Key Industries

## Top Industries by Average Employment (Q2 - 2023)



## Labor Force:

12,906

## FY 23 Industry Data

Total Payroll Dollars

\$958,804,318

Average Weekly Wages:

\$1,647

Average Monthly

Employment:

11,196

Number of Business

Establishments:

953

## Top Industries by Number of Establishments (Q2 - 2023)

