

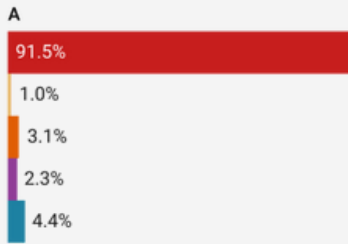
BERLIN, MA

Population: 3,514
 Median Household Income: \$123,077
 Per Capita Income: \$65,786

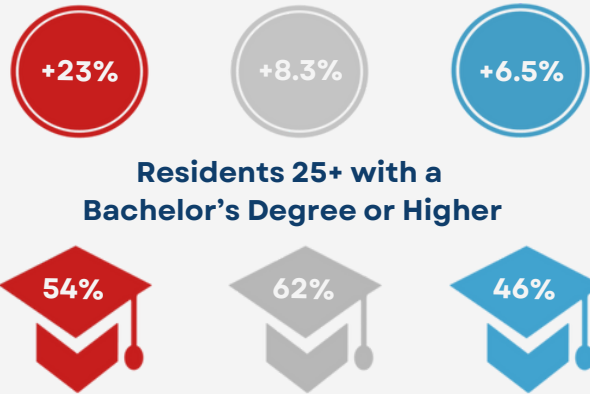
Socioeconomic

Race:

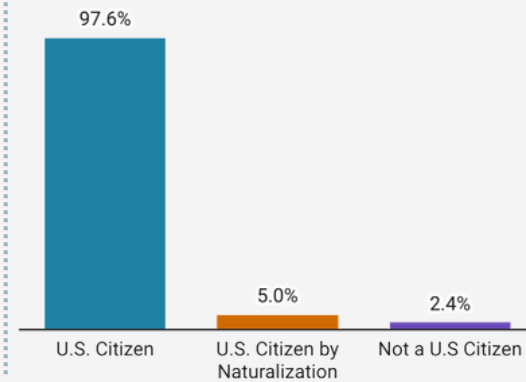
■ White
■ Black or African American
■ Asian
■ Hispanic or Latino origin (of any race)
■ Other/Multiracial



Berlin 495/MW MA
Population Growth 2012-2022



Citizenship:



Housing

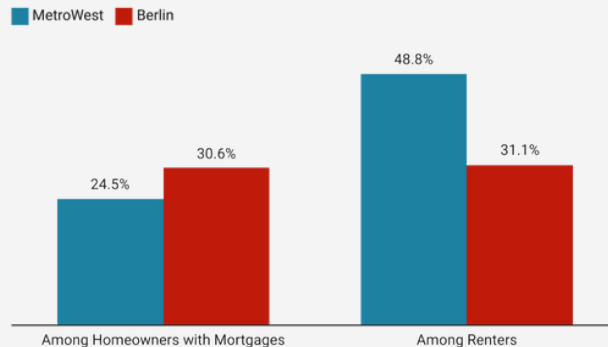
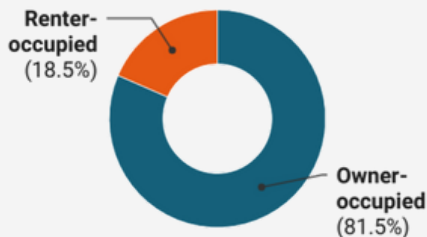
Total Housing Units: 1,497

Vacant Housing Units: 65

Housing Tenure:

Cost Burden:

Year Structure Built:

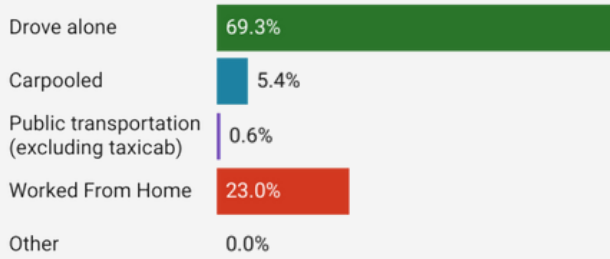


2000 or later (46%)
1980-1999 (15%)
1960-1979 (13%)
1959 or earlier (27%)

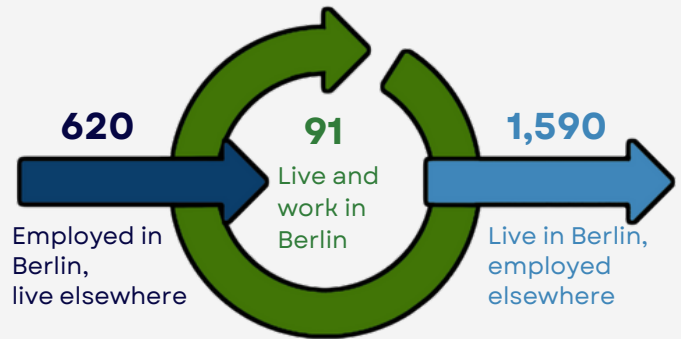


Commuting

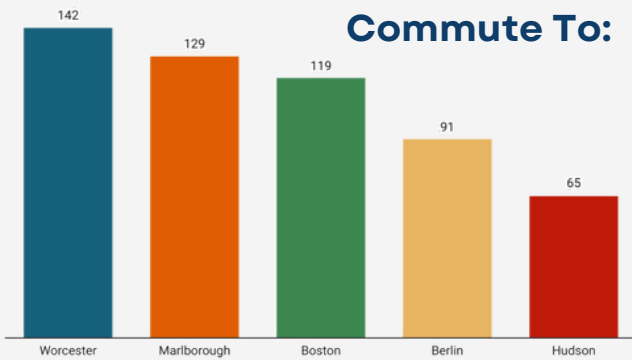
Getting to Work



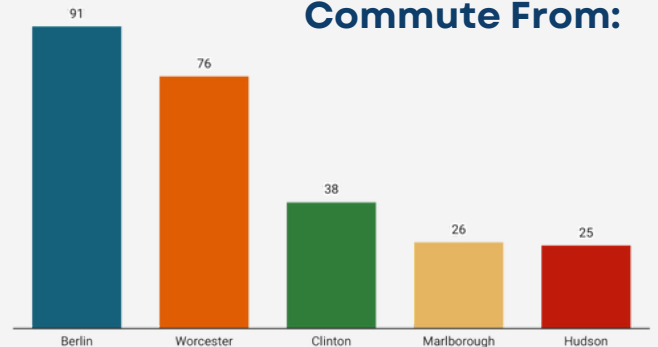
Inflow/Outflow



Top Communities Workers Commute To:



Top Communities Workers Commute From:



Key Industries

Top Industries by Average Employment (Q2 - 2023)



Labor Force:
2,304

FY 23 Industry Data

Total Payroll Dollars
\$38,775,374

Average Weekly Wages:
\$902

Average Monthly Employment:
827

Number of Business Establishments:
128

Top Industries by Number of Establishments (Q2 - 2023)

