

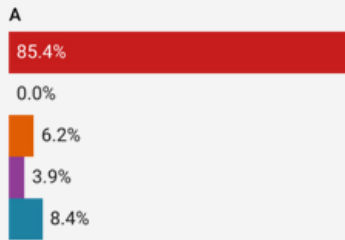
# BOLTON, MA

Population: 5,653  
Median Household Income: \$191,208  
Per Capita Income: \$76,344

## Socioeconomic

### Race:

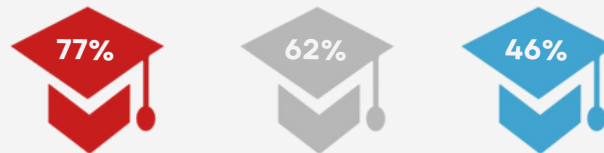
■ White  
■ Black or African American  
■ Asian  
■ Hispanic or Latino origin (of any race)  
■ Other/Multiracial



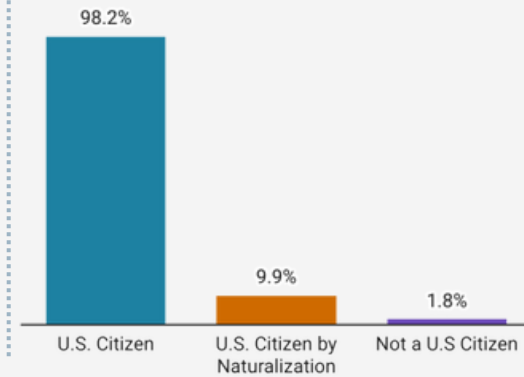
Berlin      495/MW      MA  
**Population Growth 2012-2022**



**Residents 25+ with a Bachelor's Degree or Higher**



### Citizenship:

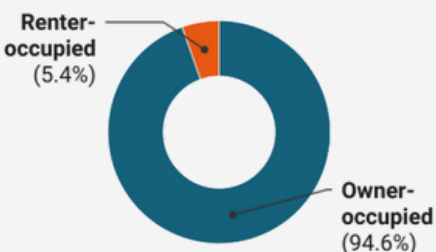


## Housing

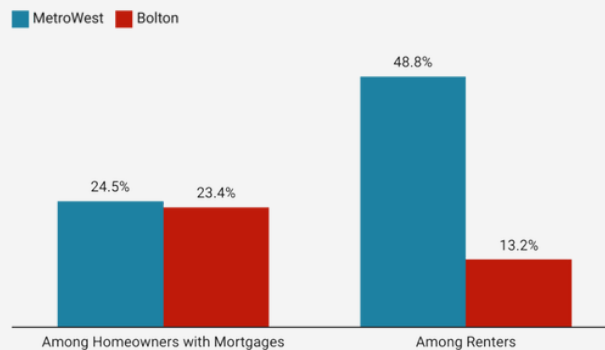
Total Housing Units: 2,005

Vacant Housing Units: 123

### Housing Tenure:



### Cost Burden:



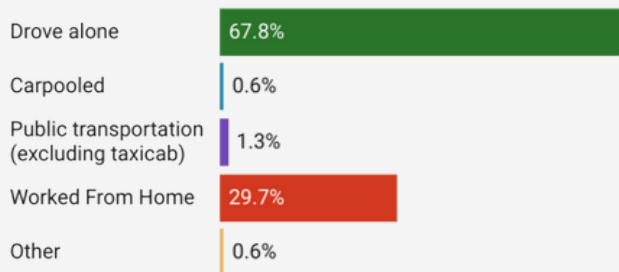
### Year Structure Built:

**2000 or later (24%)**  
**1980-1999 (31%)**  
**1960-1979 (29%)**  
**1959 or earlier (16%)**

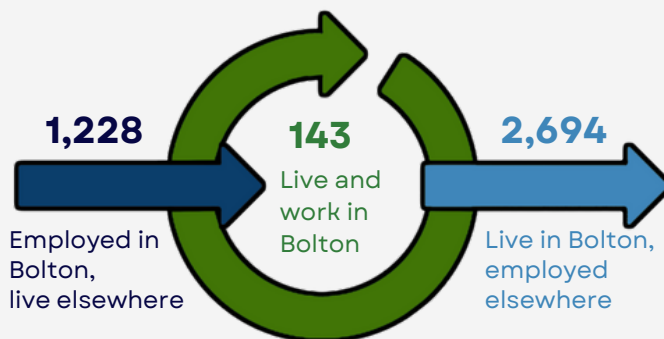


# Commuting

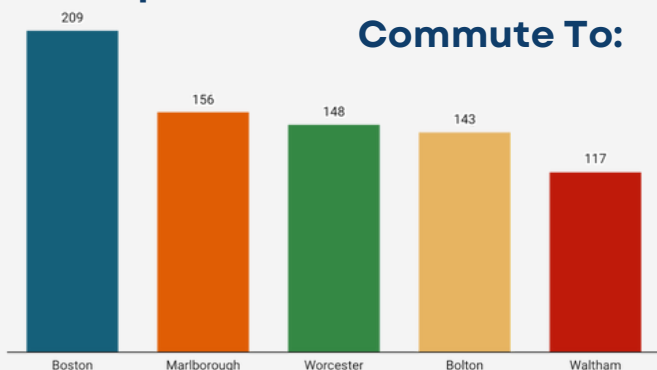
## Getting to Work



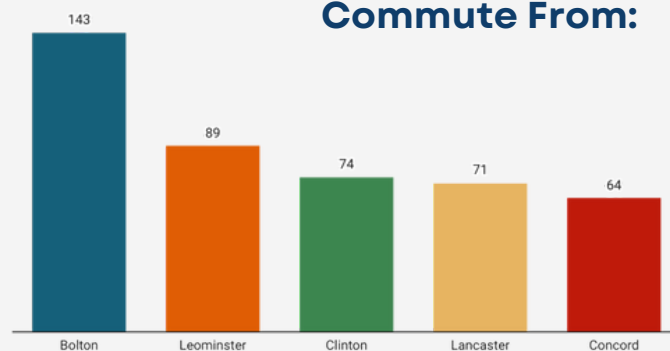
## Inflow/Outflow



## Top Communities Workers Commute To:

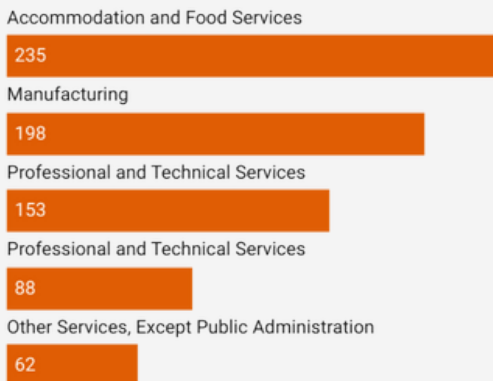


## Top Communities Workers Commute From:



# Key Industries

## Top Industries by Average Employment (Q2 - 2023)



**Labor Force:**  
3,099

### FY 23 Industry Data

Total Payroll Dollars  
\$103,437,251

Average Weekly Wages:  
\$1,309

Average Monthly Employment:  
1,519

Number of Business Establishments:  
171

## Top Industries by Number of Establishments (Q2 - 2023)

