

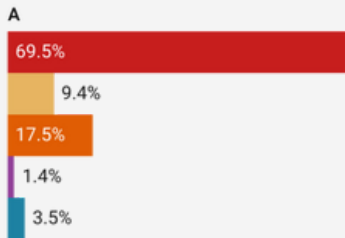
BOXBOROUGH, MA

Population: 5,462
 Median Household Income: \$151,207
 Per Capita Income: \$73,508

Socioeconomic

Race:

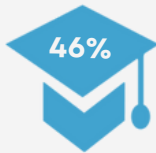
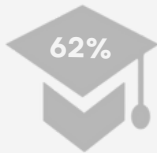
■ White
■ Black or African American
■ Asian
■ Hispanic or Latino origin (of any race)
■ Other/Multiracial



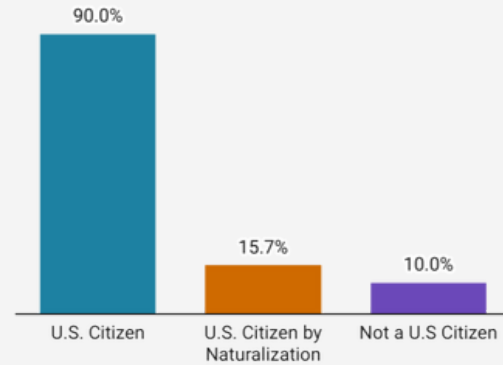
Boxborough 495/MW MA
Population Growth 2012-2022



Residents 25+ with a Bachelor's Degree or Higher



Citizenship:

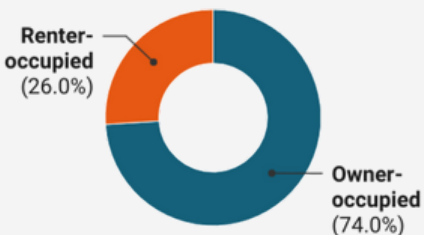


Housing

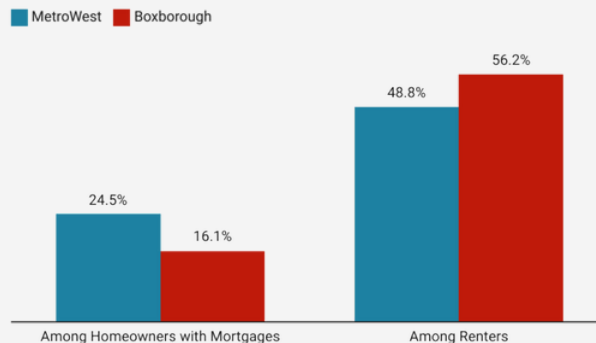
Total Housing Units: 2,196

Vacant Housing Units: 30

Housing Tenure:



Cost Burden:



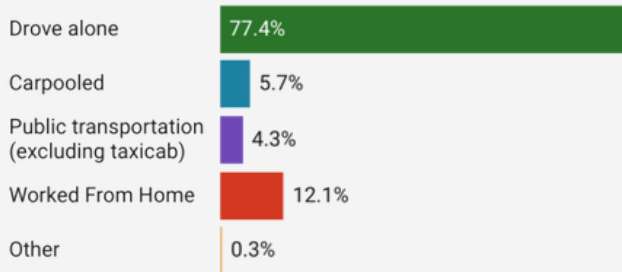
Year Structure Built:

2000 or later (20%)
 1980-1999 (30%)
 1960-1979 (37%)
 1959 or earlier (13%)



Commuting

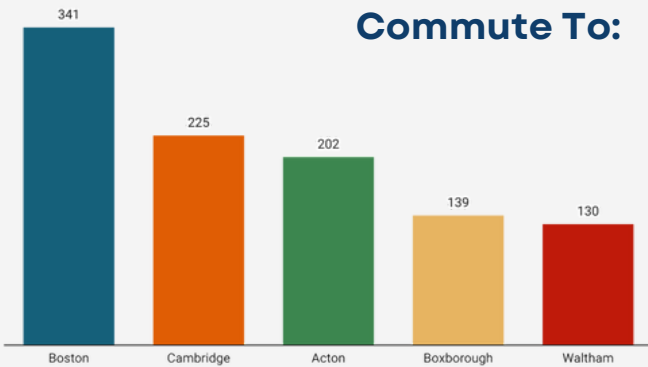
Getting to Work



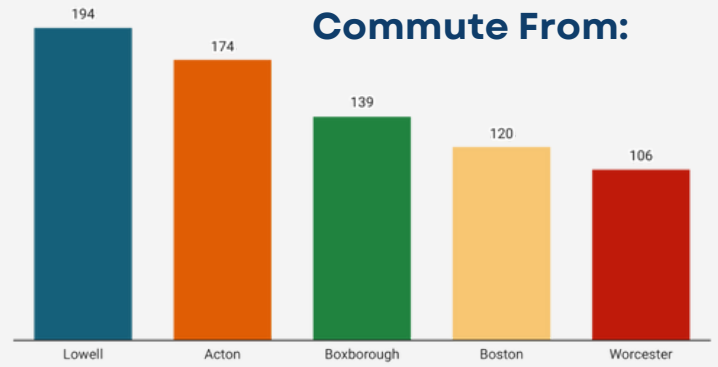
Inflow/Outflow



Top Communities Workers Commute To:

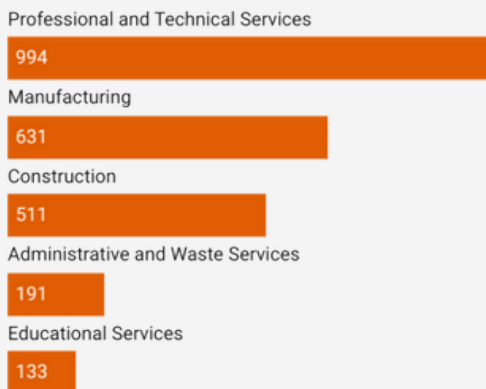


Top Communities Workers Commute From:



Key Industries

Top Industries by Average Employment (Q2 - 2023)



Labor Force:
3,360

FY 23 Industry Data

Total Payroll Dollars
\$463,748,073

Average Weekly Wages:
\$2,692

Average Monthly Employment:
3,313

Number of Business Establishments:
216

Top Industries by Number of Establishments (Q2 - 2023)

