

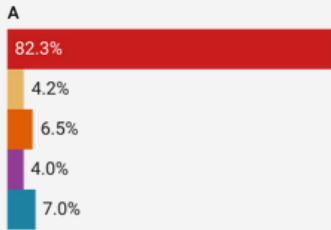
# FOXBOROUGH, MA

Population: 18,476  
 Median Household Income: \$104,350  
 Per Capita Income: \$61,933

## Socioeconomic

### Race:

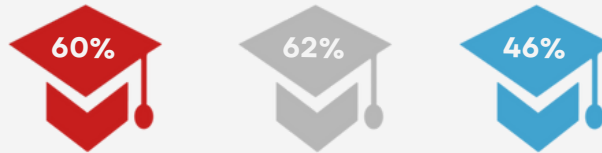
■ White  
■ Black or African American  
■ Asian  
■ Hispanic or Latino origin (of any race)  
■ Other/Multiracial



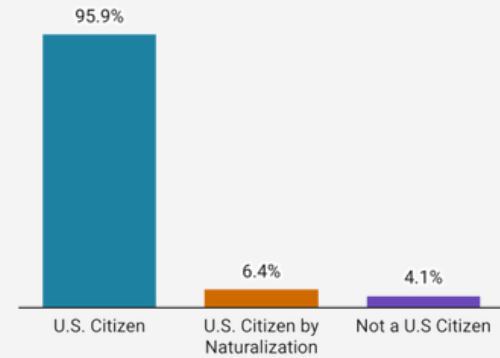
Foxborough 495/MW MA  
**Population Growth 2012-2022**



**Residents 25+ with a Bachelor's Degree or Higher**



### Citizenship:

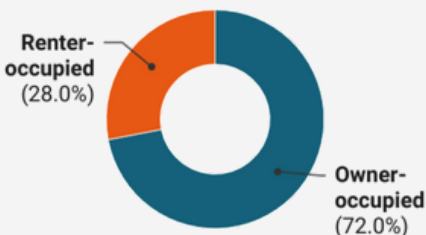


## Housing

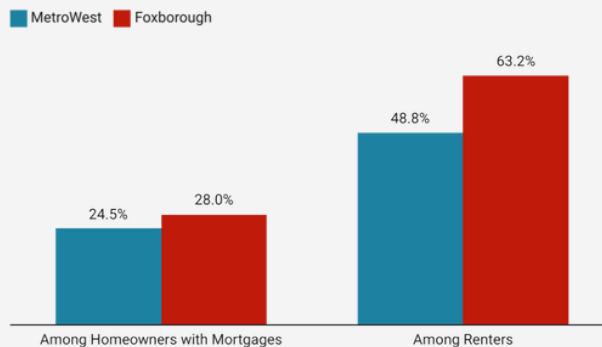
Total Housing Units: 7,423

Vacant Housing Units: 211

### Housing Tenure:




### Cost Burden:



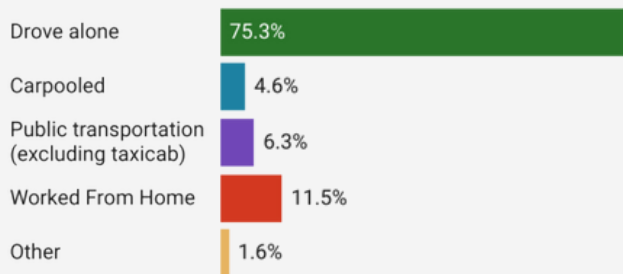
### Year Structure Built:

2000 or later (15%)  
 1980-1999 (28%)  
 1960-1979 (25%)  
 1959 or earlier (32%)



# Commuting

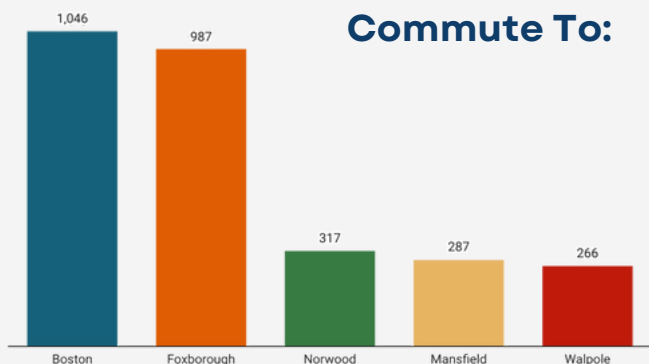
## Getting to Work



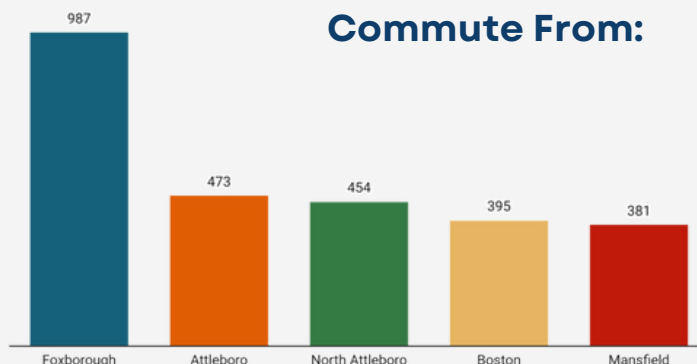
## Inflow/Outflow



## Top Communities Workers Commute To:



## Top Communities Workers Commute From:



# Key Industries

## Top Industries by Average Employment (Q2 - 2023)



**Labor Force:**  
10,729

## FY 23 Industry Data

Total Payroll Dollars  
\$1,252,260,331

Average Weekly Wages:  
\$1,808

Average Monthly Employment:  
13,321

Number of Business Establishments:  
786

## Top Industries by Number of Establishments (Q2 - 2023)



Prepared by the 495/MetroWest Partnership

Sources: 2022 American Community Survey 5-Year, 2021 U.S. Census OnTheMap Application