

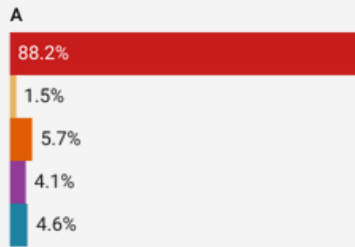
FRANKLIN, MA

Population: 32,777
 Median Household Income: \$138,062
 Per Capita Income: \$61,841

Socioeconomic

Race:

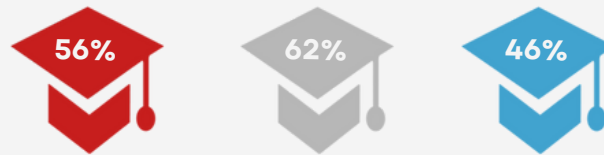
■ White
■ Black or African American
■ Asian
■ Hispanic or Latino origin (of any race)
■ Other/Multiracial



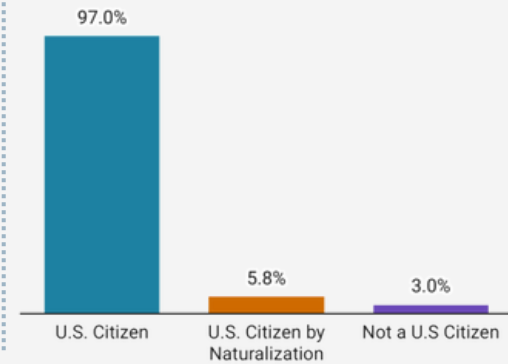
Franklin 495/MW MA
Population Growth 2012-2022



Residents 25+ with a Bachelor's Degree or Higher



Citizenship:



Housing

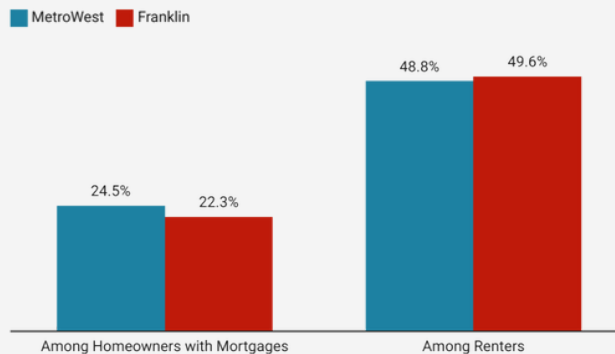
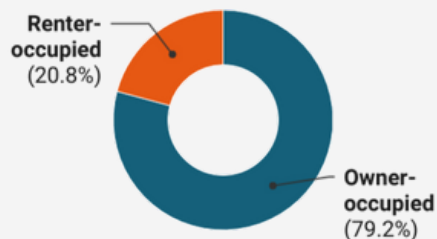
Total Housing Units: 12,580

Vacant Housing Units: 449


Housing Tenure:

Cost Burden:

Year Structure Built:

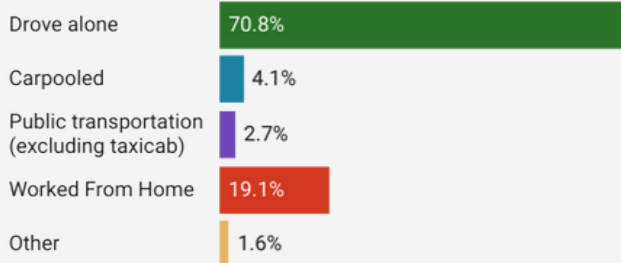


2000 or later (18%)
1980-1999 (41%)
1960-1979 (19%)
1959 or earlier (22%)

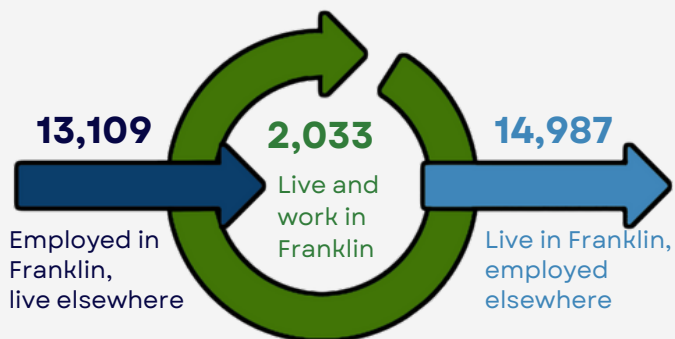


Commuting

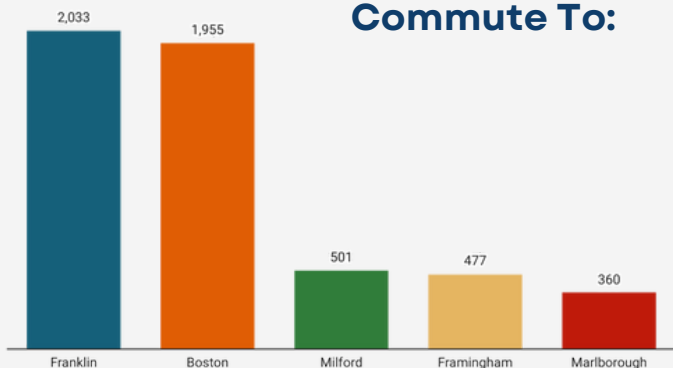
Getting to Work



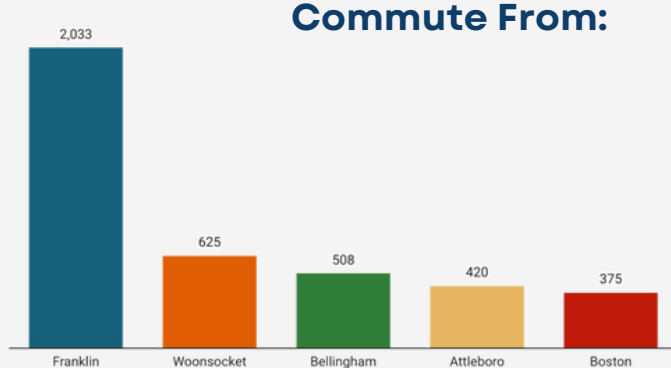
Inflow/Outflow



Top Communities Workers Commute To:



Top Communities Workers Commute From:



Key Industries

Top Industries by Average Employment (Q2 - 2023)



Labor Force:

19,305

FY 23 Industry Data

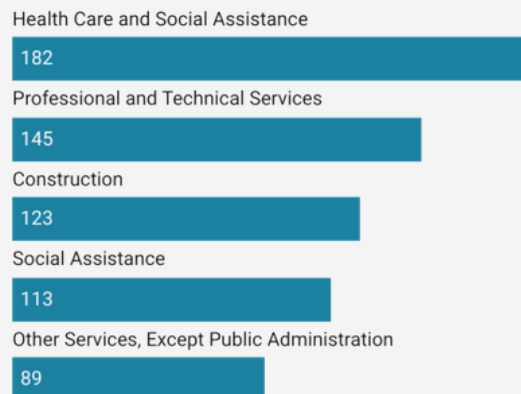
Total Payroll Dollars
\$1,328,719,884

Average Weekly Wages:
\$1,550

Average Monthly Employment:
16,490

Number of Business Establishments:
1,098

Top Industries by Number of Establishments (Q2 - 2023)



Prepared by the 495/MetroWest Partnership

Sources: 2022 American Community Survey 5-Year, 2021 U.S. Census OnTheMap Application