

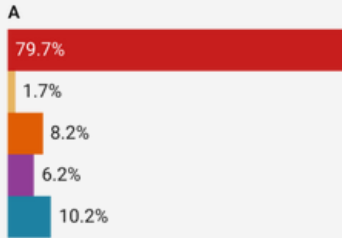
GRAFTON, MA

Population: 19,650
Median Household Income: \$118,252
Per Capita Income: \$57,821

Socioeconomic

Race:

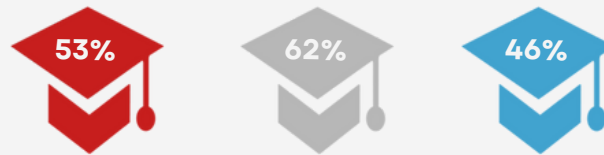
■ White
■ Black or African American
■ Asian
■ Hispanic or Latino origin (of any race)
■ Other/Multiracial



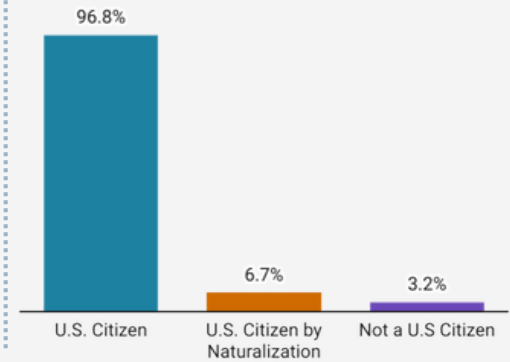
Grafton 495/MW MA
Population Growth 2012-2022



Residents 25+ with a Bachelor's Degree or Higher



Citizenship:

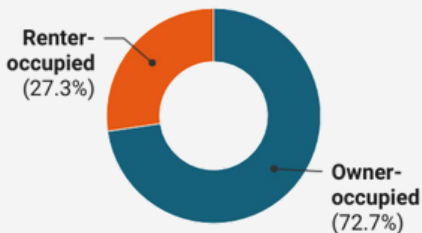


Housing

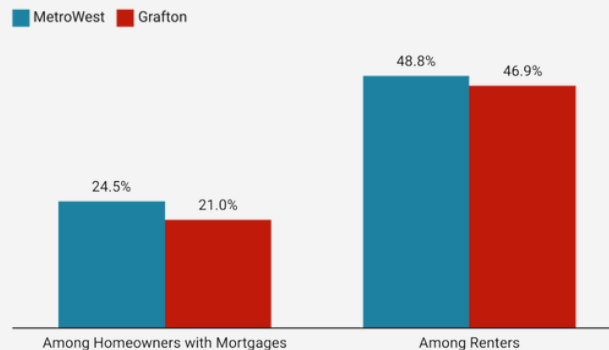
Total Housing Units: 7,826

Vacant Housing Units: 253

Housing Tenure:



Cost Burden:



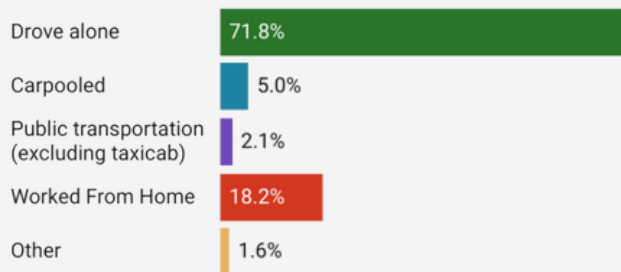
Year Structure Built:

2000 or later (22%)
1980-1999 (25%)
1960-1979 (22%)
1959 or earlier (31%)

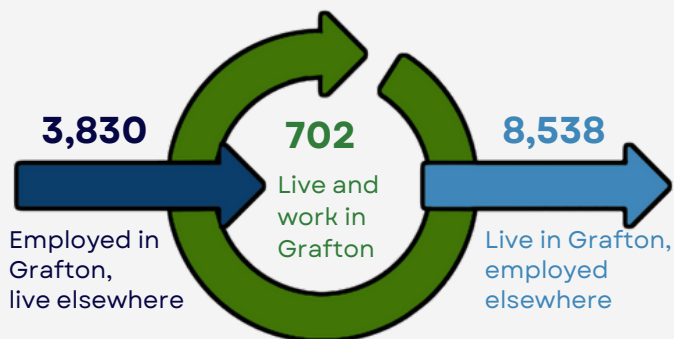


Commuting

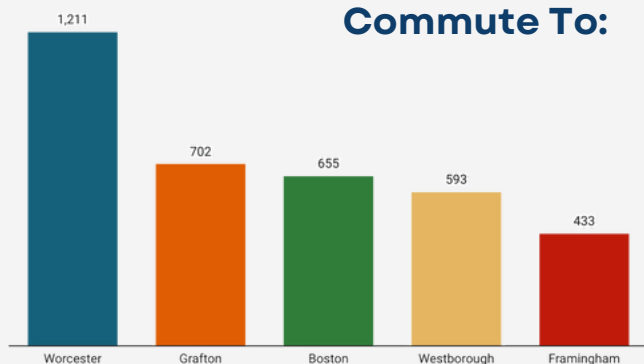
Getting to Work



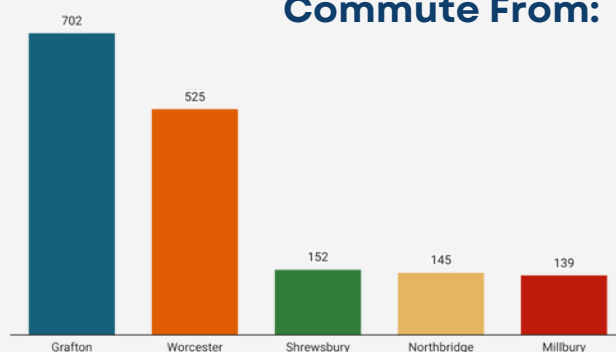
Inflow/Outflow



Top Communities Workers Commute To:

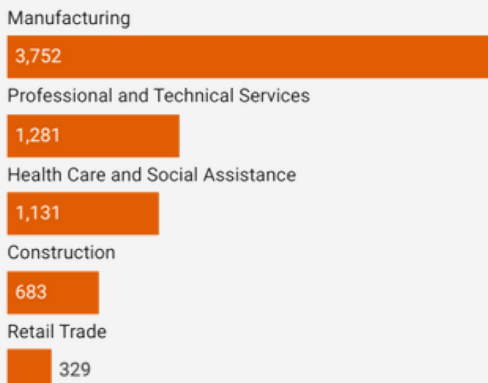


Top Communities Workers Commute From:



Key Industries

Top Industries by Average Employment (Q2 - 2023)



Labor Force:
10,423

FY 23 Industry Data

Total Payroll Dollars
\$319,298,433

Average Weekly Wages:
\$1,351

Average Monthly Employment:
4,545

Number of Business Establishments:
455

Top Industries by Number of Establishments (Q2 - 2023)



Prepared by the 495/MetroWest Partnership

Sources: 2022 American Community Survey 5-Year, 2021 U.S. Census OnTheMap Application