

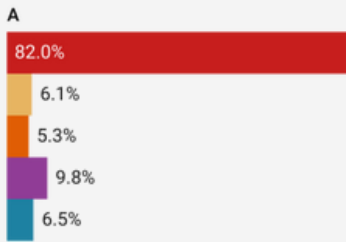
# HARVARD, MA

Population: 6,835  
Median Household Income: \$189,647  
Per Capita Income: \$82,439

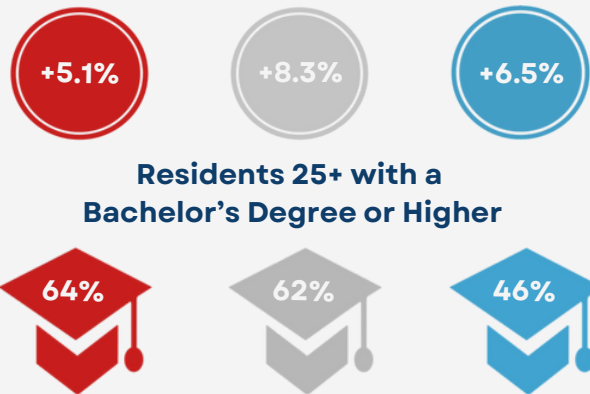
## Socioeconomic

### Race:

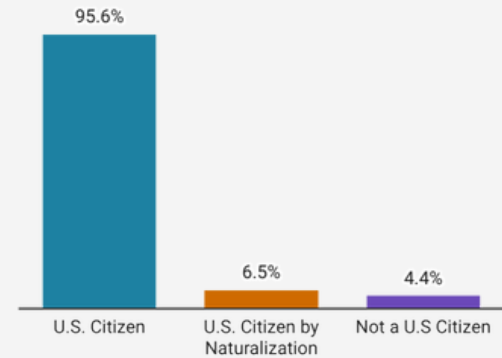
■ White  
■ Black or African American  
■ Asian  
■ Hispanic or Latino origin (of any race)  
■ Other/Multiracial



Harvard      495/MW      MA  
**Population Growth 2012-2022**



### Citizenship:

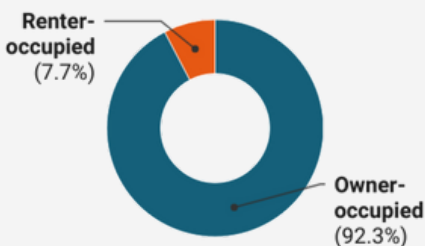


## Housing

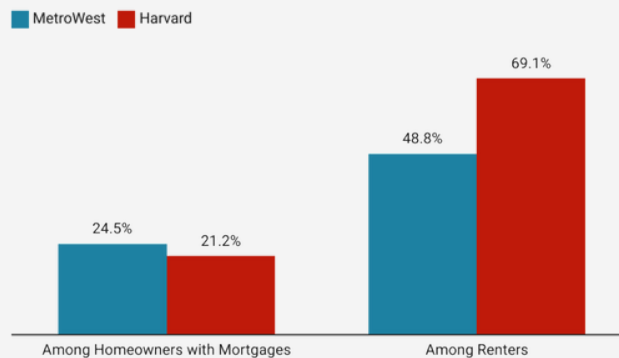
Total Housing Units: 2,110

Vacant Housing Units: 145

### Housing Tenure:



### Cost Burden:



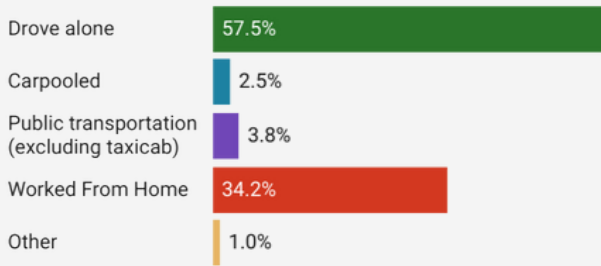
### Year Structure Built:

■ 2000 or later (14%)  
■ 1980-1999 (20%)  
■ 1960-1979 (36%)  
■ 1959 or earlier (31%)

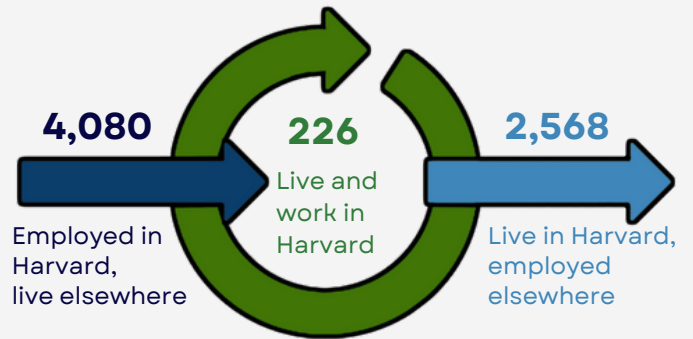


# Commuting

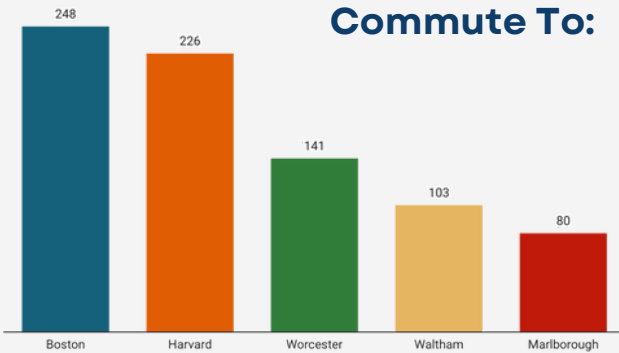
## Getting to Work



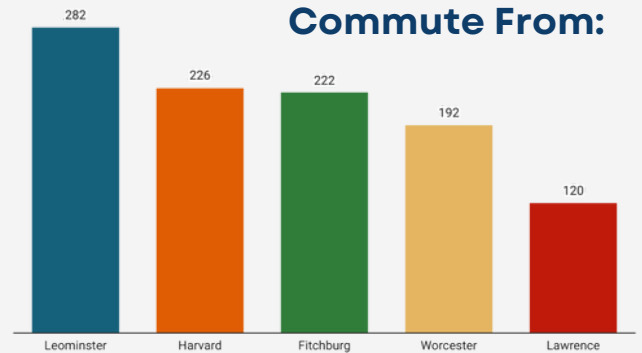
## Inflow/Outflow



## Top Communities Workers Commute To:

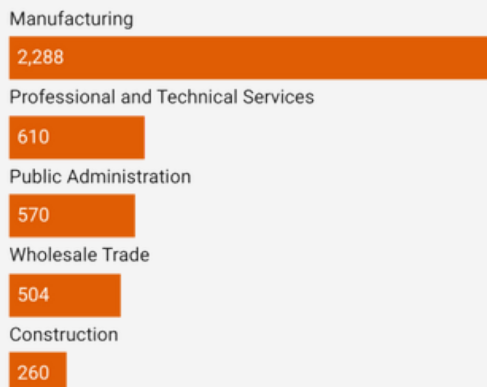


## Top Communities Workers Commute From:



# Key Industries

## Top Industries by Average Employment (Q2 - 2023)



**Labor Force:**  
2,804

## FY 23 Industry Data

Total Payroll Dollars  
557,066,951

Average Weekly Wages:  
\$1,886

Average Monthly Employment:  
5,679

Number of Business Establishments:  
244

## Top Industries by Number of Establishments (Q2 - 2023)



Prepared by the 495/MetroWest Partnership

Sources: 2022 American Community Survey 5-Year, 2021 U.S. Census OnTheMap Application