

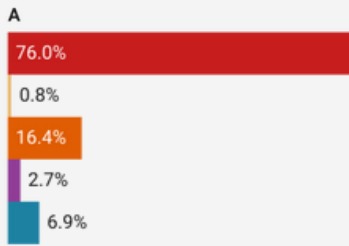
HOPKINTON, MA

Population: 18,748
 Median Household Income: \$191,439
 Per Capita Income: \$98,102

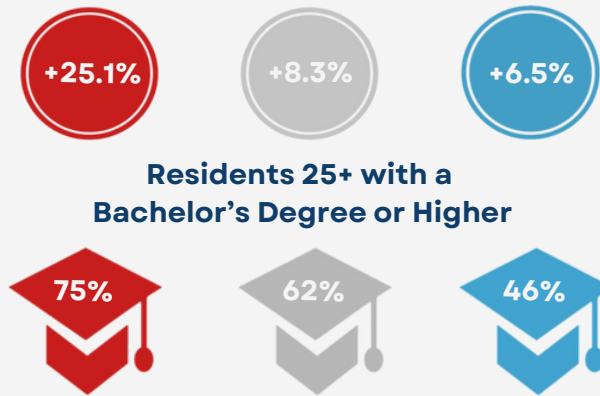
Socioeconomic

Race:

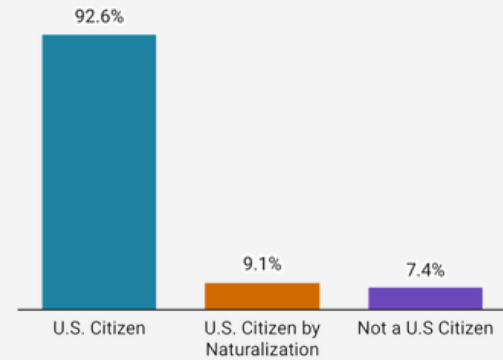
■ White
■ Black or African American
■ Asian
■ Hispanic or Latino origin (of any race)
■ Other/Multiracial



Hopkinton 495/MW MA
Population Growth 2012-2022



Citizenship:

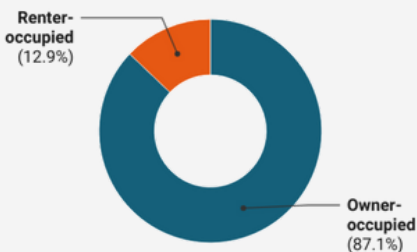


Housing

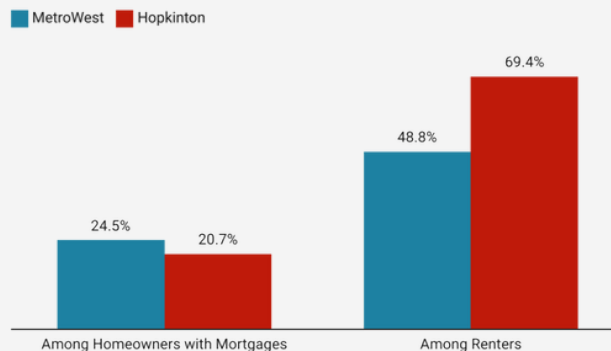
Total Housing Units: 7,008

Vacant Housing Units: 334

Housing Tenure:




Cost Burden:



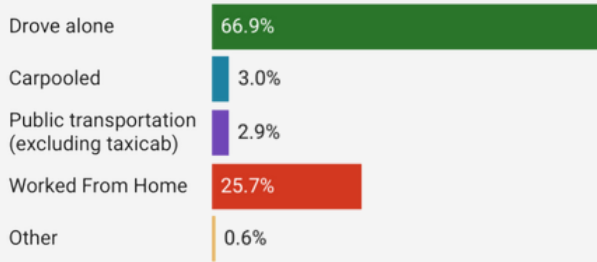
Year Structure Built:

2000 or later (32%)
 1980-1999 (33%)
 1960-1979 (16%)
 1959 or earlier (19%)

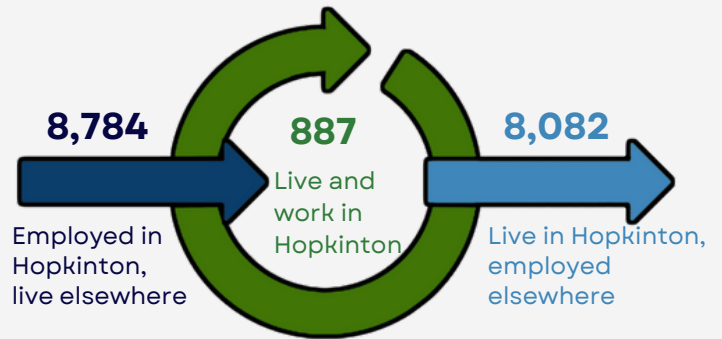


Commuting

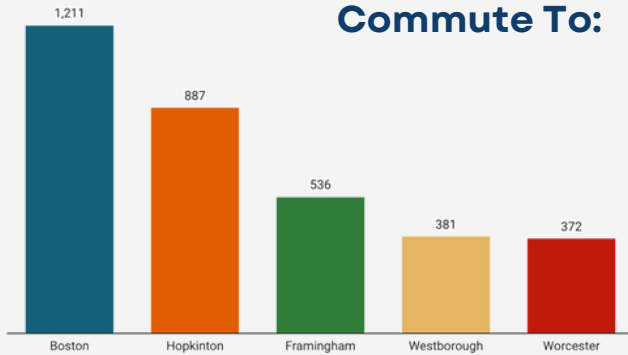
Getting to Work



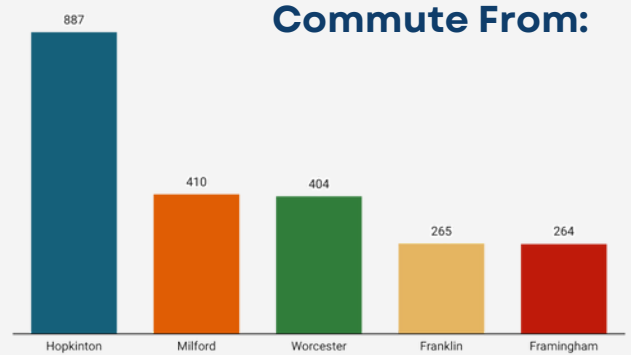
Inflow/Outflow



Top Communities Workers Commute To:



Top Communities Workers Commute From:



Key Industries

Top Industries by Average Employment (Q2 - 2023)



Labor Force:
9,084

FY 23 Industry Data

Total Payroll Dollars
\$1,215,114,633

Average Weekly Wages:
\$2,382

Average Monthly Employment:
9,810

Number of Business Establishments:
660

Top Industries by Number of Establishments (Q2 - 2023)

