

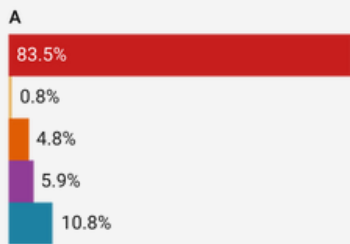
# HUDSON, MA

Population: 19,947  
Median Household Income: \$103,086  
Per Capita Income: \$52,350

## Socioeconomic

### Race:

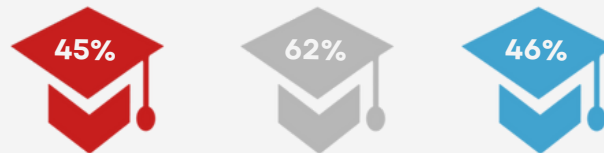
■ White  
■ Black or African American  
■ Asian  
■ Hispanic or Latino origin (of any race)  
■ Other/Multiracial



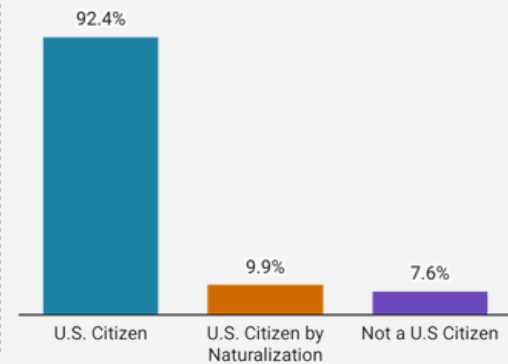
Hudson 495/MW MA  
**Population Growth 2012-2022**



**Residents 25+ with a Bachelor's Degree or Higher**



### Citizenship:



## Housing

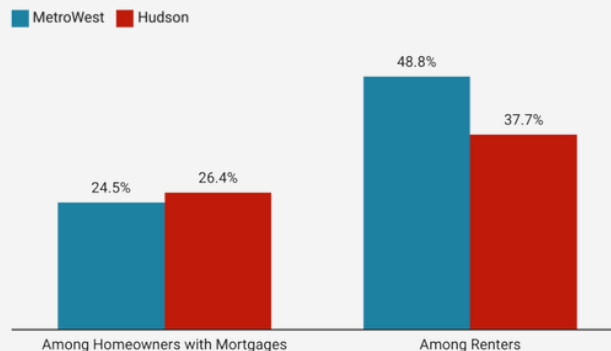
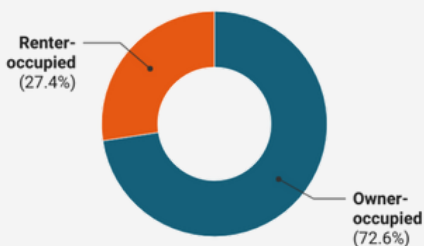
Total Housing Units: 8,560

Vacant Housing Units: 505


### Housing Tenure:

### Cost Burden:

### Year Structure Built:

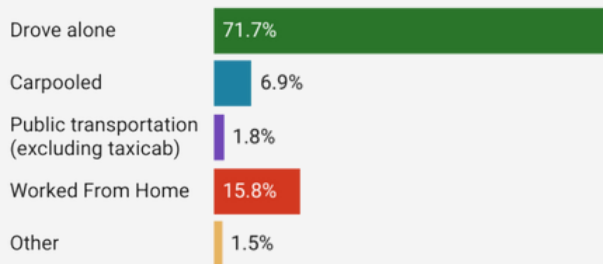


**2000 or later (20%)**  
**1980-1999 (21%)**  
**1960-1979 (28%)**  
**1959 or earlier (32%)**

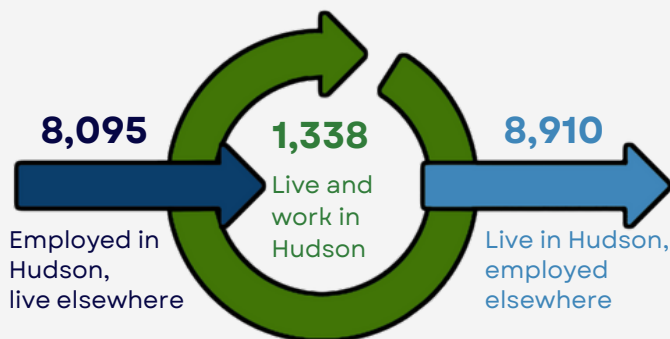


# Commuting

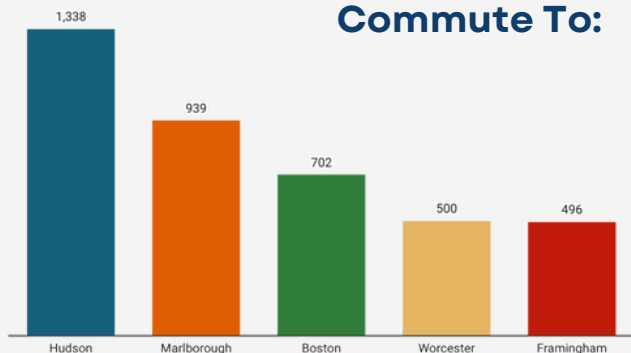
## Getting to Work



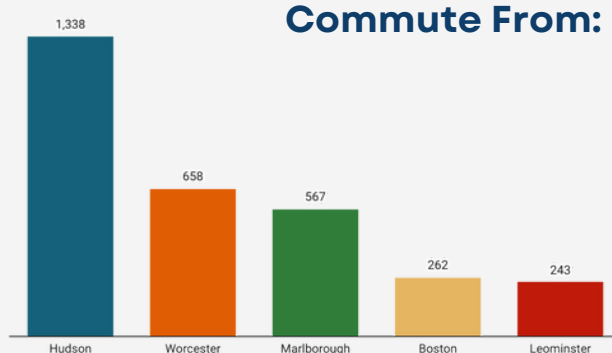
## Inflow/Outflow



## Top Communities Workers Commute To:



## Top Communities Workers Commute From:



# Key Industries

## Top Industries by Average Employment (Q2 - 2023)



**Labor Force:**  
10,354

## FY 23 Industry Data

Total Payroll Dollars  
\$755,517,935

Average Weekly Wages:  
\$1,470

Average Monthly Employment:  
9,886

Number of Business Establishments:  
758

## Top Industries by Number of Establishments (Q2 - 2023)

