

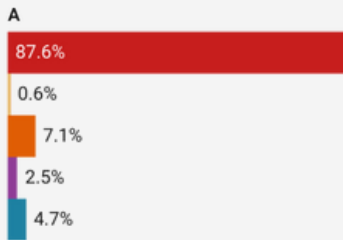
LITTLETON, MA

Population: 10,084
 Median Household Income: \$151,488
 Per Capita Income: \$63,565

Socioeconomic

Race:

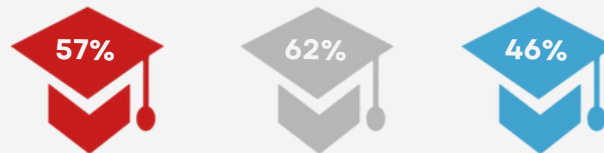
■ White
■ Black or African American
■ Asian
■ Hispanic or Latino origin (of any race)
■ Other/Multiracial



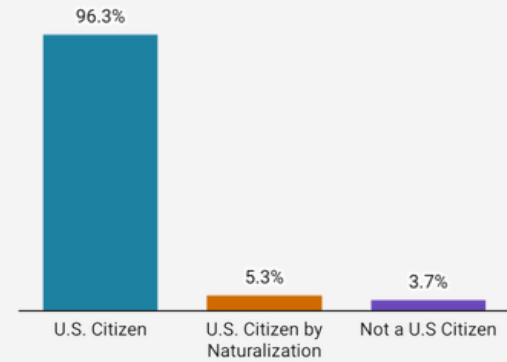
Littleton 495/MW MA
Population Growth 2012-2022



Residents 25+ with a Bachelor's Degree or Higher



Citizenship:

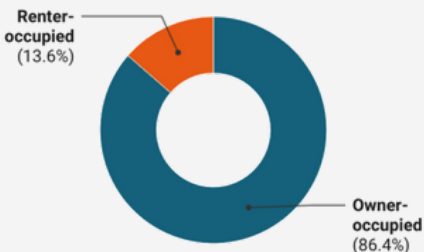


Housing

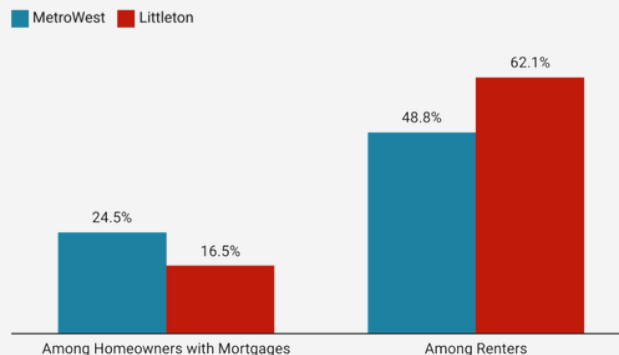
Total Housing Units: 3,754

Vacant Housing Units: 197

Housing Tenure:



Cost Burden:



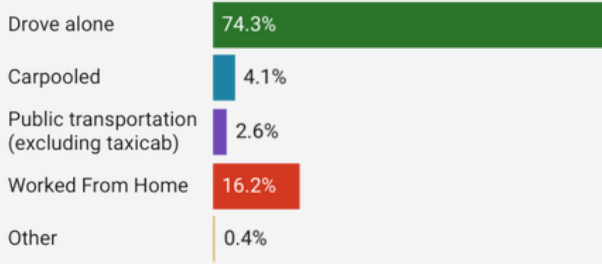
Year Structure Built:

2000 or later (25%)
1980-1999 (23%)
1960-1979 (15%)
1959 or earlier (37%)

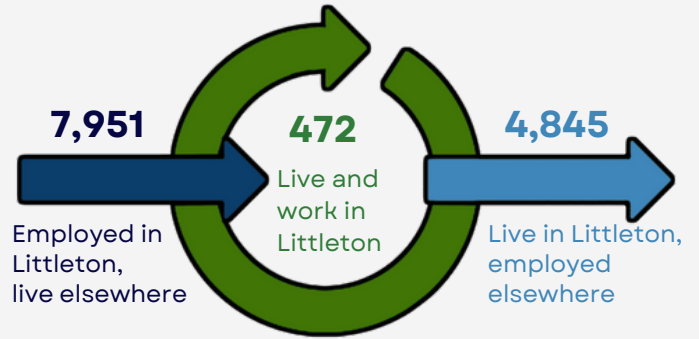


Commuting

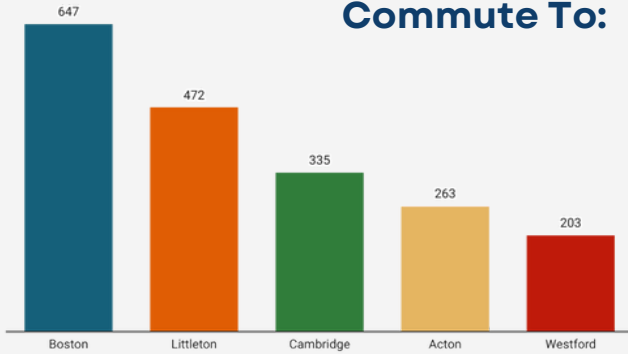
Getting to Work



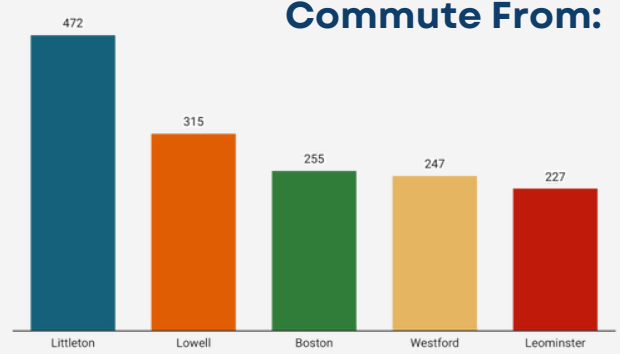
Inflow/Outflow



Top Communities Workers Commute To:



Top Communities Workers Commute From:



Key Industries

Top Industries by Average Employment (Q2 - 2023)



Labor Force:
5,790

FY 23 Industry Data

Total Payroll Dollars
\$545,439,284

Average Weekly Wages:
\$1,494

Average Monthly Employment:
7,019

Number of Business Establishments:
425

Top Industries by Number of Establishments (Q2 - 2023)

