

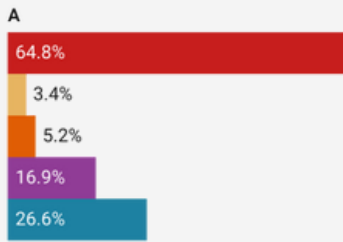
MARLBOROUGH, MA

Population: 41,391
Median Household Income: \$94,199
Per Capita Income: \$45,736

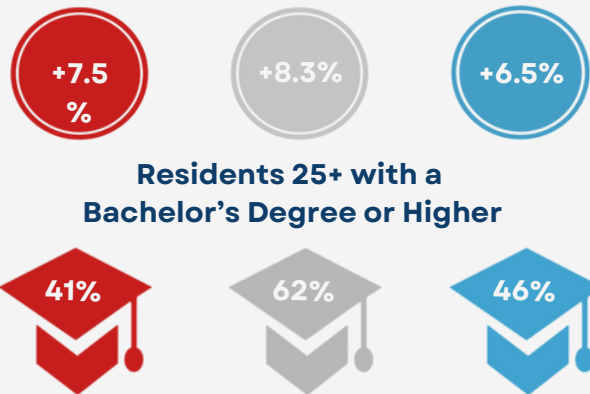
Socioeconomic

Race:

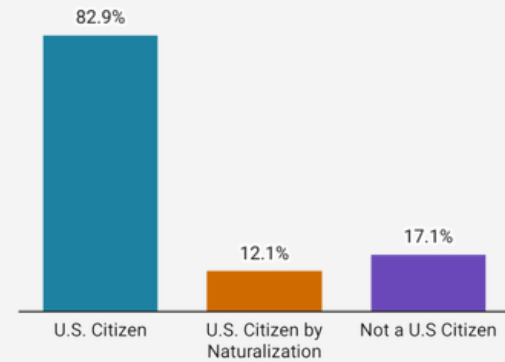
■ White
■ Black or African American
■ Asian
■ Hispanic or Latino origin (of any race)
■ Other/Multiracial



Marlborough 495/MW MA
Population Growth 2012-2022



Citizenship:

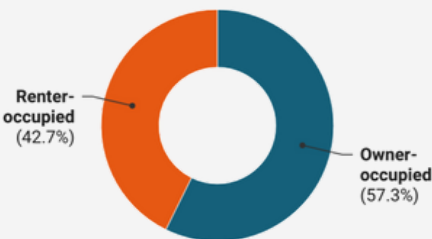


Housing

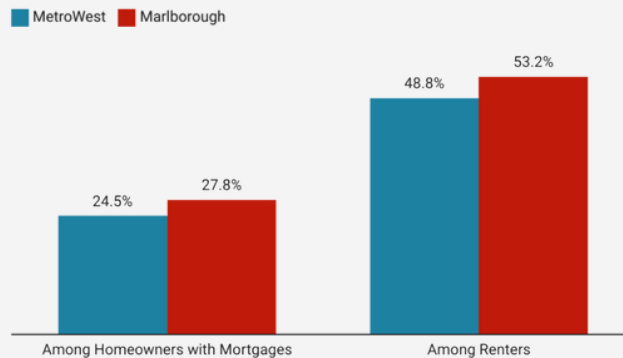
Total Housing Units: 17,416

Vacant Housing Units: 892

Housing Tenure:



Cost Burden:



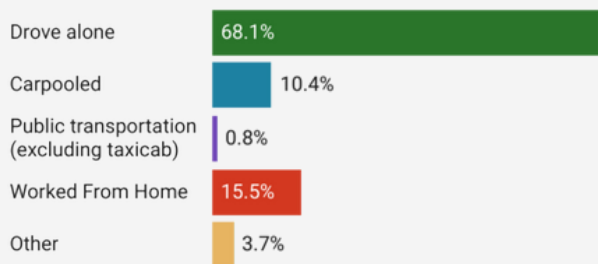
Year Structure Built:

2000 or later (13%)
1980-1999 (27%)
1960-1979 (29%)
1959 or earlier (31%)



Commuting

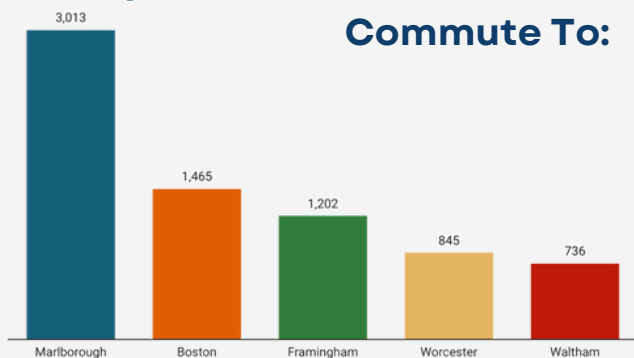
Getting to Work



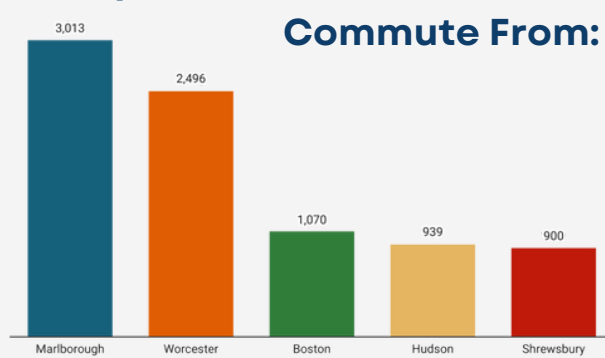
Inflow/Outflow



Top Communities Workers Commute To:



Top Communities Workers Commute From:



Key Industries

Top Industries by Average Employment (Q2 - 2023)



Labor Force:
22,741

FY 23 Industry Data

Total Payroll Dollars
\$3,726,152,557

Average Weekly Wages:
\$2,054

Average Monthly Employment:
34,871

Number of Business Establishments:
1,819

Top Industries by Number of Establishments (Q2 - 2023)

