

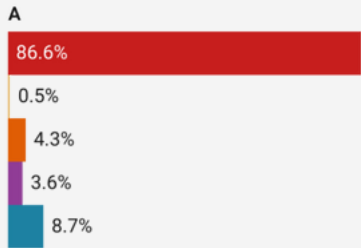
MAYNARD, MA

Population: 10,671
Median Household Income: \$112,524
Per Capita Income: \$59,516

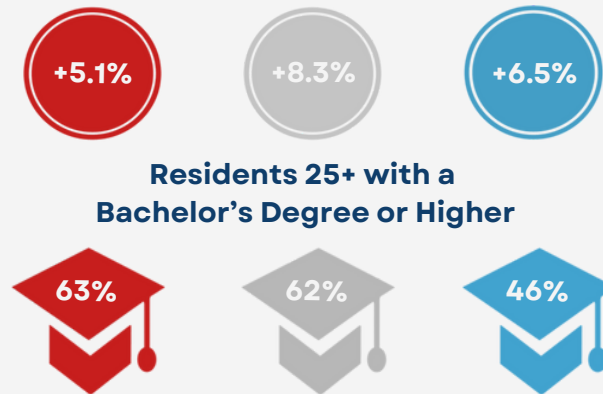
Socioeconomic

Race:

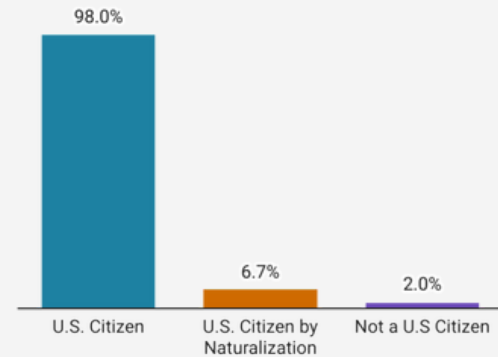
■ White
■ Black or African American
■ Asian
■ Hispanic or Latino origin (of any race)
■ Other/Multiracial



Maynard 495/MW MA
Population Growth 2012-2022



Citizenship:

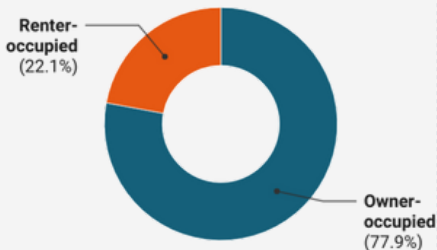


Housing

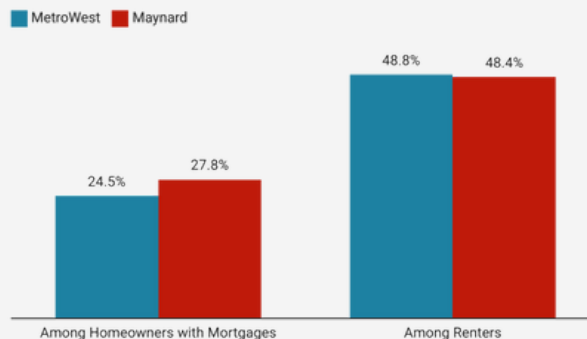
Total Housing Units: 4,653

Vacant Housing Units: 237

Housing Tenure:



Cost Burden:



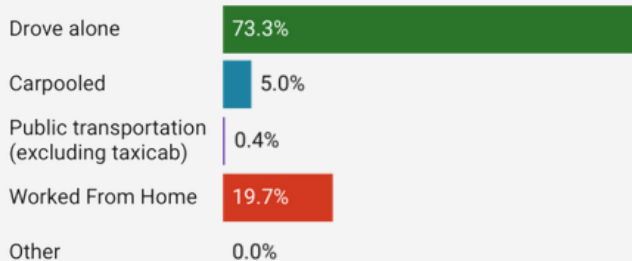
Year Structure Built:

2000 or later (9%)
1980-1999 (20%)
1960-1979 (27%)
1959 or earlier (44%)

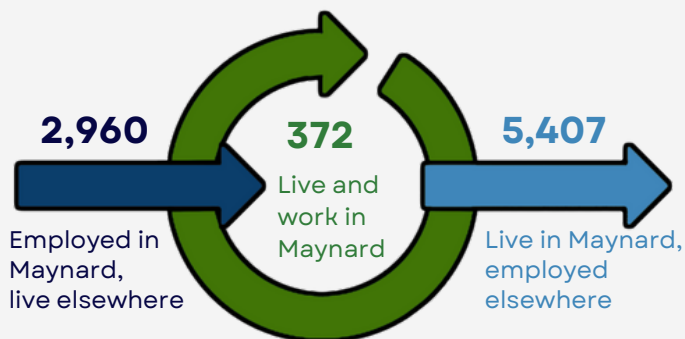


Commuting

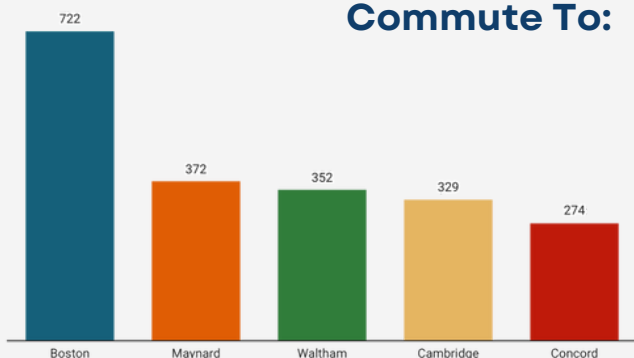
Getting to Work



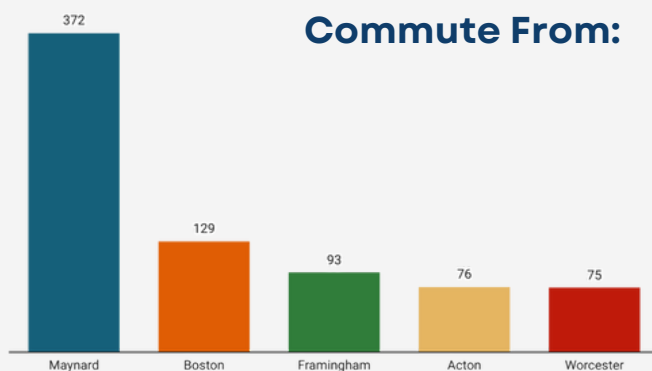
Inflow/Outflow



Top Communities Workers Commute To:



Top Communities Workers Commute From:



Key Industries

Top Industries by Average Employment (Q2 - 2023)



Labor Force:
6,860

FY 23 Industry Data

Total Payroll Dollars
\$368,806,789

Average Weekly Wages:
\$1,948

Average Monthly Employment:
3,640

Number of Business Establishments:
326

Top Industries by Number of Establishments (Q2 - 2023)

