

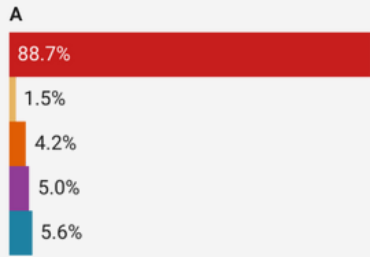
MEDFIELD, MA

Population: 12,844
Median Household Income: \$215,099
Per Capita Income: \$97,265

Socioeconomic

Race:

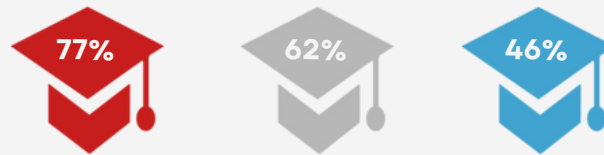
- White
- Black or African American
- Asian
- Hispanic or Latino origin (of any race)
- Other/Multiracial



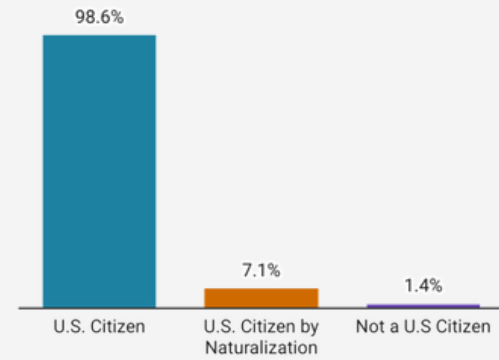
Medfield 495/MW MA
Population Growth 2012-2022



Residents 25+ with a Bachelor's Degree or Higher



Citizenship:

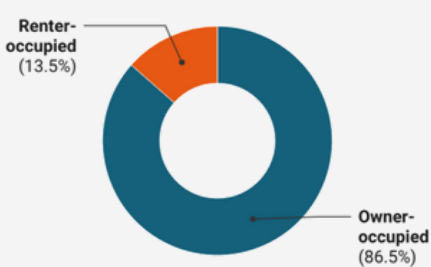


Housing

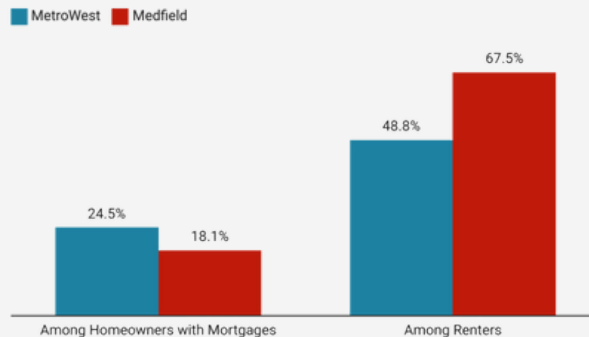
Total Housing Units: 4,583

Vacant Housing Units: 120

Housing Tenure:




Cost Burden:



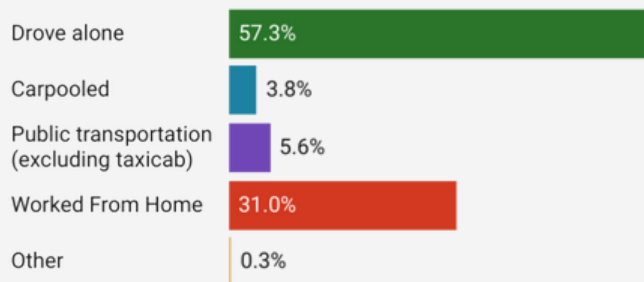
Year Structure Built:

- 2000 or later (16%)**
- 1980-1999 (21%)**
- 1960-1979 (40%)**
- 1959 or earlier (23%)**

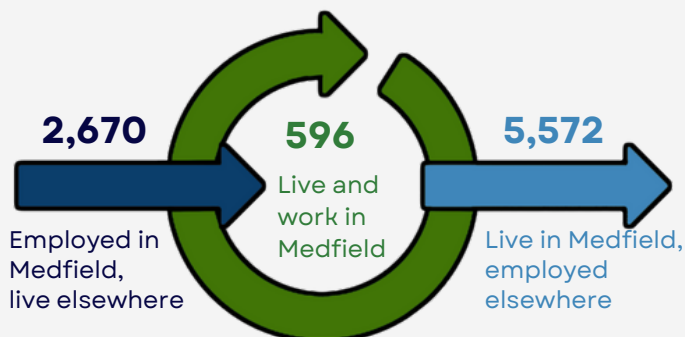


Commuting

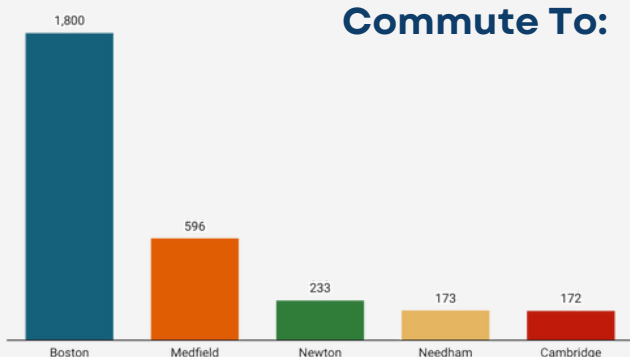
Getting to Work



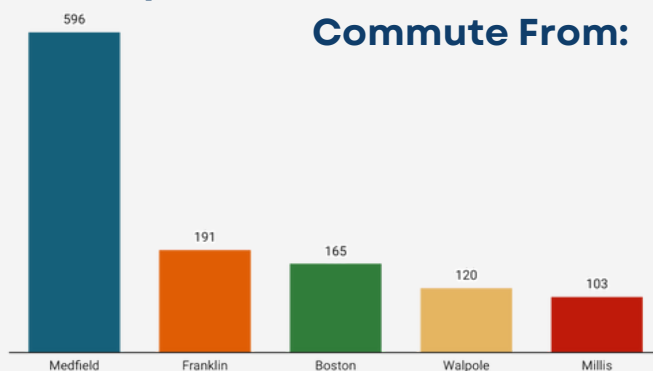
Inflow/Outflow



Top Communities Workers Commute To:



Top Communities Workers Commute From:



Key Industries

Top Industries by Average Employment (Q2 - 2023)



Labor Force:
7,028

FY 23 Industry Data

Total Payroll Dollars
\$233,759,307

Average Weekly Wages:
\$1,357

Average Monthly Employment:
3,313

Number of Business Establishments:
434

Top Industries by Number of Establishments (Q2 - 2023)



Prepared by the 495/MetroWest Partnership

Sources: 2022 American Community Survey 5-Year, 2021 U.S. Census OnTheMap Application