

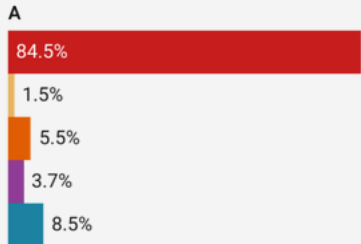
MEDWAY, MA

Population: 13,164
Median Household Income: \$165,614
Per Capita Income: \$70,494

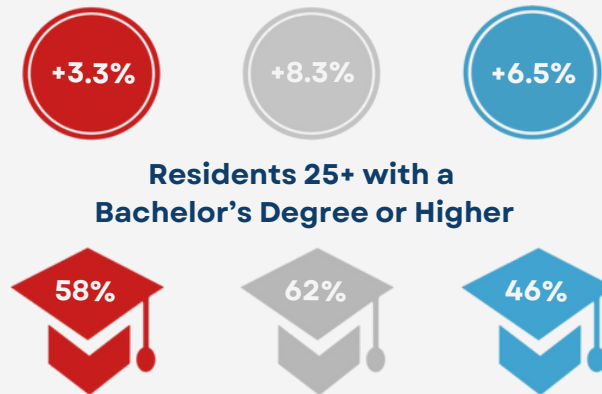
Socioeconomic

Race:

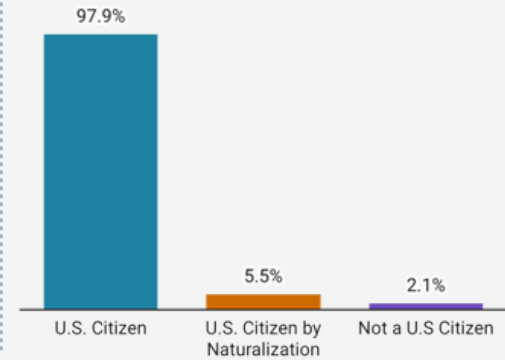
■ White
■ Black or African American
■ Asian
■ Hispanic or Latino origin (of any race)
■ Other/Multiracial



Medway 495/MW MA
Population Growth 2012-2022



Citizenship:

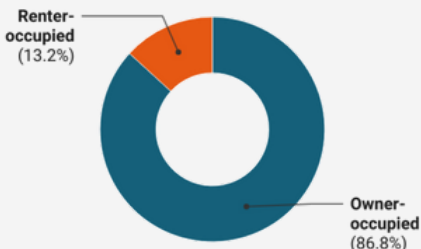


Housing

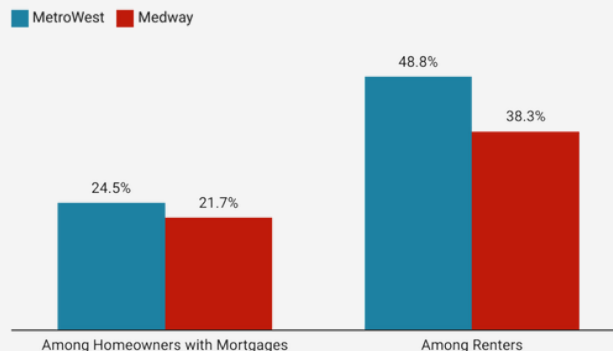
Total Housing Units: 4,598

Vacant Housing Units: 59

Housing Tenure:



Cost Burden:



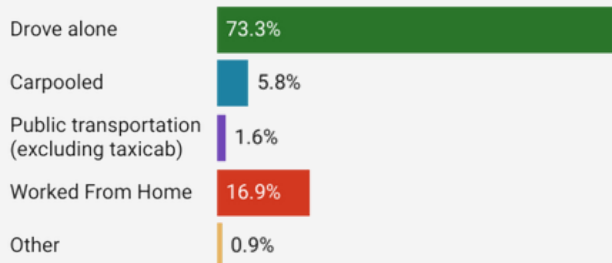
Year Structure Built:

2000 or later (9%)
1980-1999 (38%)
1960-1979 (21%)
1959 or earlier (33%)

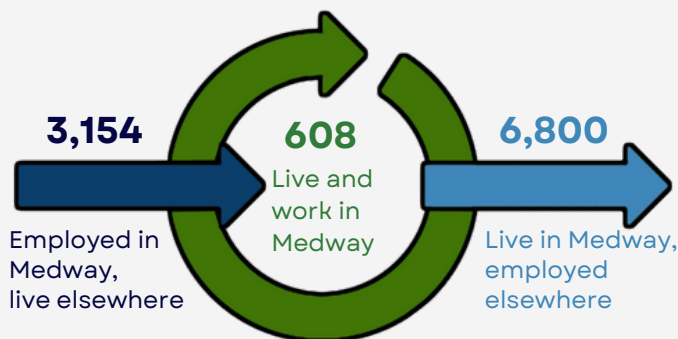


Commuting

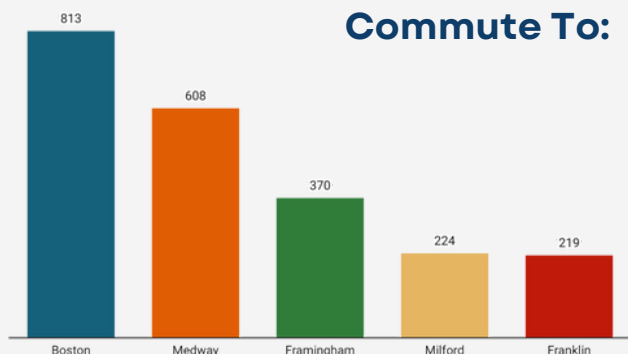
Getting to Work



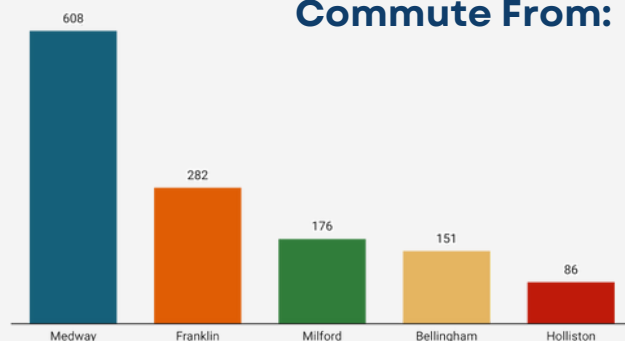
Inflow/Outflow



Top Communities Workers Commute To:



Top Communities Workers Commute From:



Key Industries

Top Industries by Average Employment (Q2 - 2023)



Labor Force:
7,658

FY 23 Industry Data

Total Payroll Dollars
\$262,888,776

Average Weekly Wages:
\$1,204

Average Monthly Employment:
4,199

Number of Business Establishments:
461

Top Industries by Number of Establishments (Q2 - 2023)

