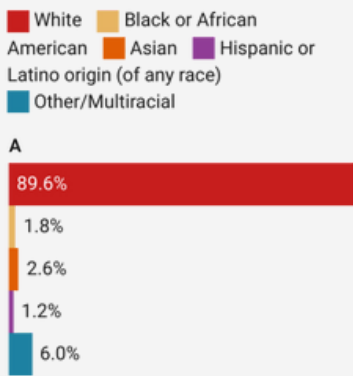


MILLIS, MA

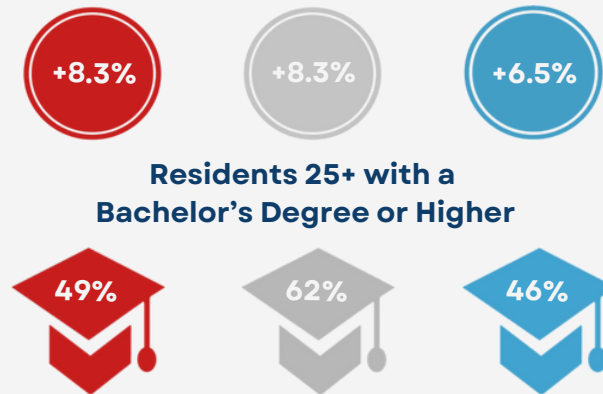
Population: 8,565
Median Household Income: \$140,816
Per Capita Income: \$61,499

Socioeconomic

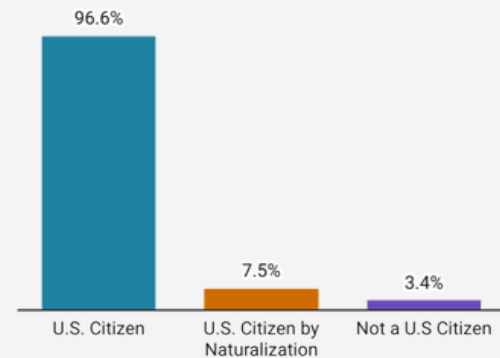
Race:



Population Growth 2012-2022



Citizenship:

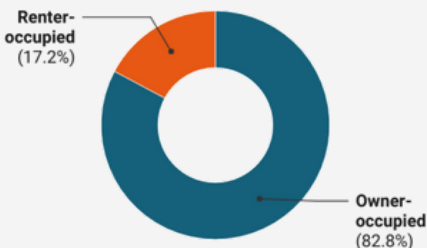


Housing

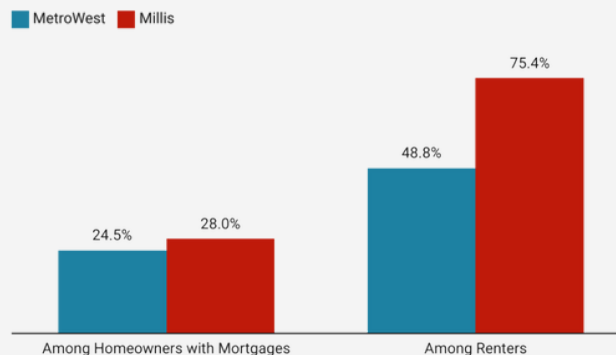
Total Housing Units: 3,357

Vacant Housing Units: 185

Housing Tenure:



Cost Burden:



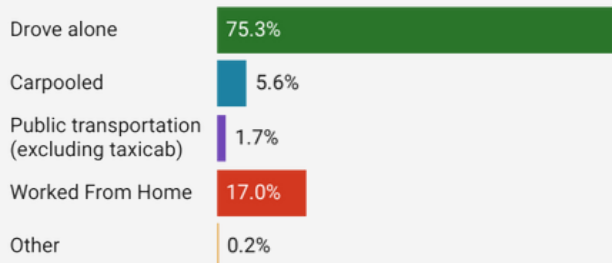
Year Structure Built:

2000 or later (13%)
1980-1999 (30%)
1960-1979 (29%)
1959 or earlier (28%)



Commuting

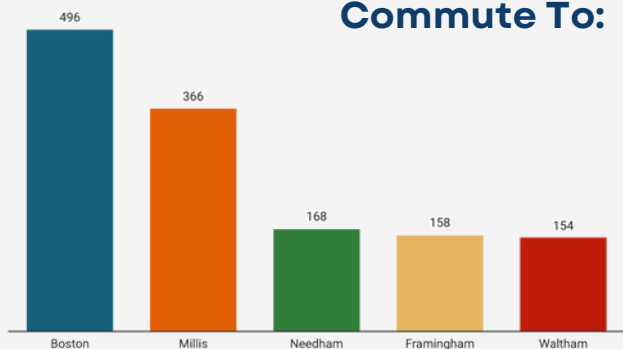
Getting to Work



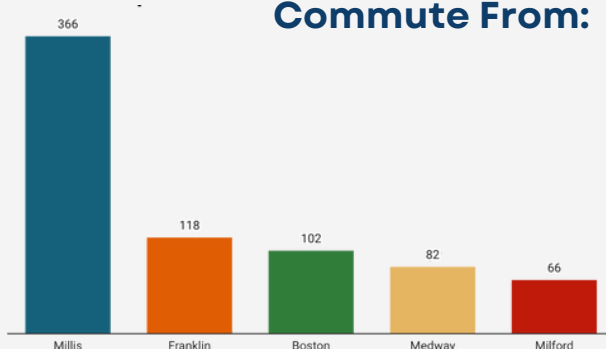
Inflow/Outflow



Top Communities Workers Commute To:



Top Communities Workers Commute From:



Key Industries

Top Industries by Average Employment (Q2 - 2023)



Labor Force:
4,639

FY 23 Industry Data

Total Payroll Dollars
\$120,151,664

Average Weekly Wages:
\$1,149

Average Monthly Employment:
2,011

Number of Business Establishments:
245

Top Industries by Number of Establishments (Q2 - 2023)

