

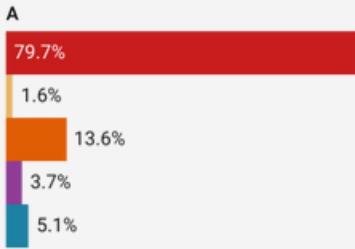
NATICK, MA

Population: 36,589
Median Household Income: \$133,605
Per Capita Income: \$74,465

Socioeconomic

Race:

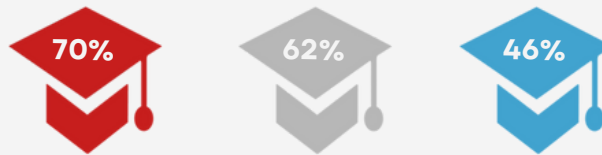
■ White
■ Black or African American
■ Asian
■ Hispanic or Latino origin (of any race)
■ Other/Multiracial



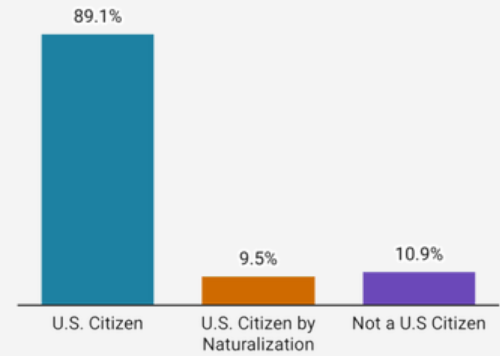
Natick 495/MW MA
Population Growth 2012-2022



Residents 25+ with a Bachelor's Degree or Higher



Citizenship:



Housing

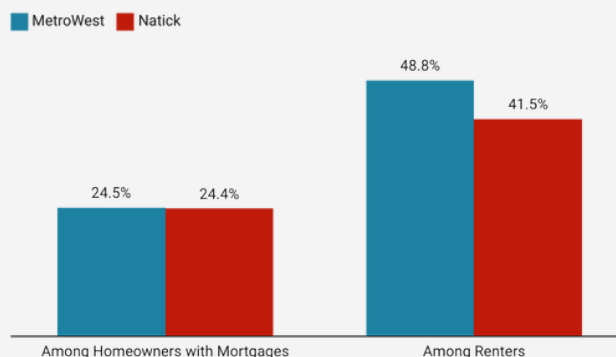
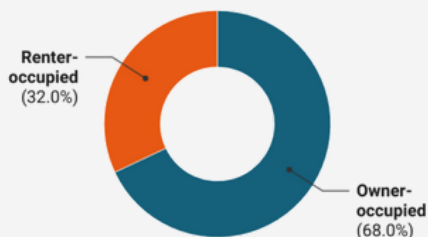
Total Housing Units: 16,003

Vacant Housing Units: 435

Housing Tenure:

Cost Burden:

Year Structure Built:

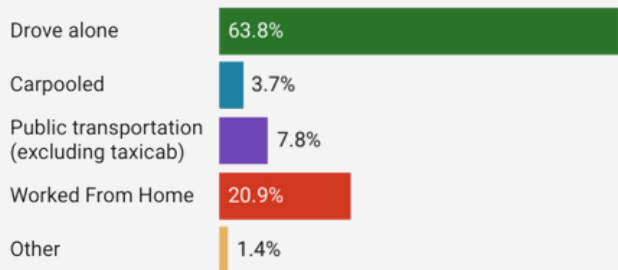


2000 or later (17%)
1980-1999 (22%)
1960-1979 (17%)
1959 or earlier (44%)

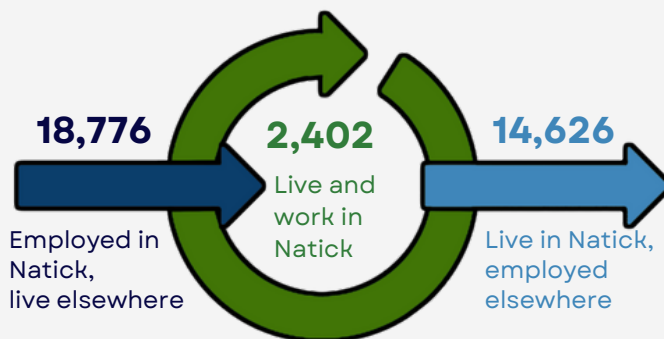


Commuting

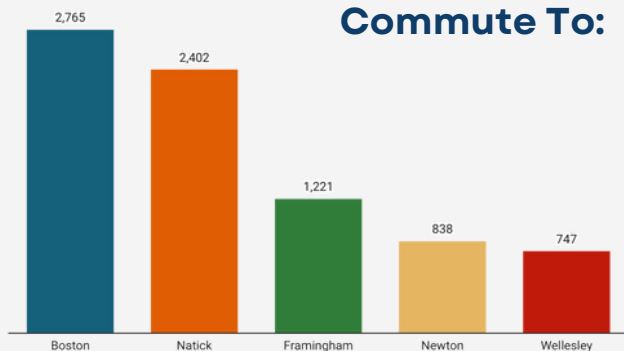
Getting to Work



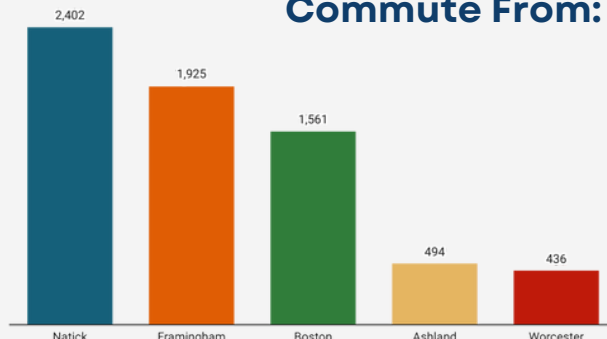
Inflow/Outflow



Top Communities Workers Commute To:



Top Communities Workers Commute From:



Key Industries

Top Industries by Average Employment (Q2 - 2023)



Labor Force:
19,856

FY 23 Industry Data

Total Payroll Dollars
\$2,075,744,264

Average Weekly Wages:
\$1,751

Average Monthly Employment:
22,801

Number of Business Establishments:
1,632

Top Industries by Number of Establishments (Q2 - 2023)

