

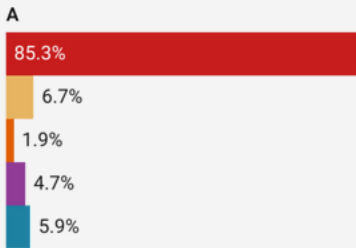
NORFOLK, MA

Population: 11,527
 Median Household Income: \$182,716
 Per Capita Income: \$61,391

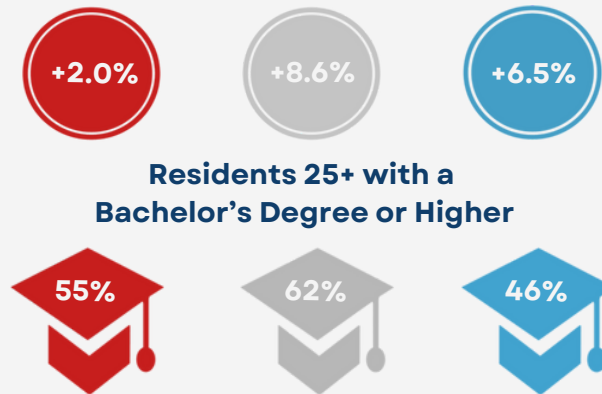
Socioeconomic

Race:

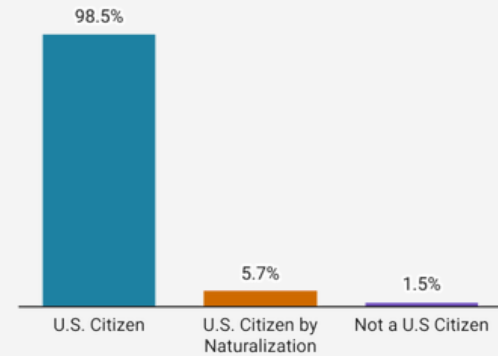
■ White
■ Black or African American
■ Asian
■ Hispanic or Latino origin (of any race)
■ Other/Multiracial



Norfolk 495/MW MA
Population Growth 2012-2022



Citizenship:

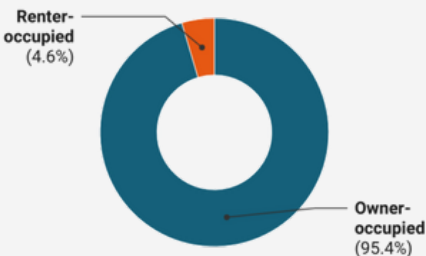


Housing

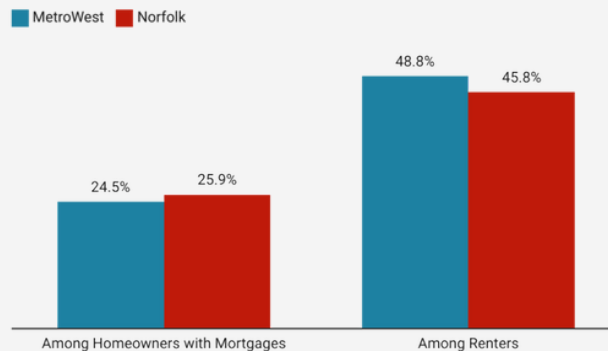
Total Housing Units: 3,412

Vacant Housing Units: 121

Housing Tenure:




Cost Burden:



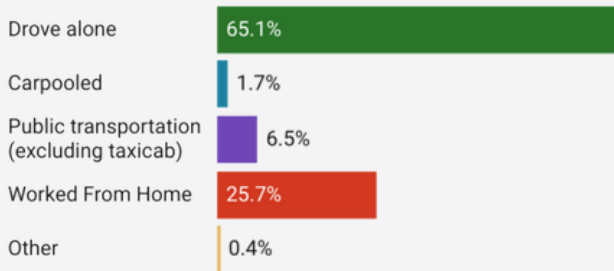
Year Structure Built:

2000 or later (20%)
 1980-1999 (36%)
 1960-1979 (27%)
 1959 or earlier (18%)

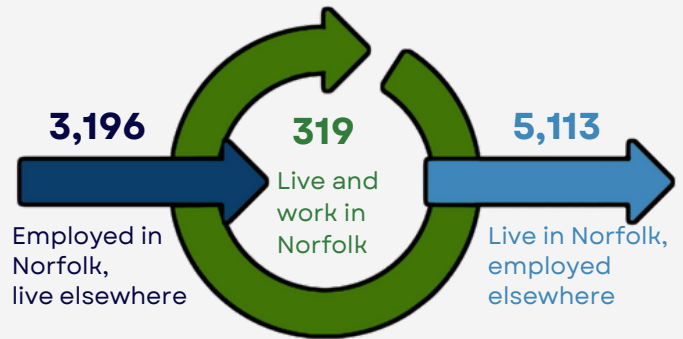


Commuting

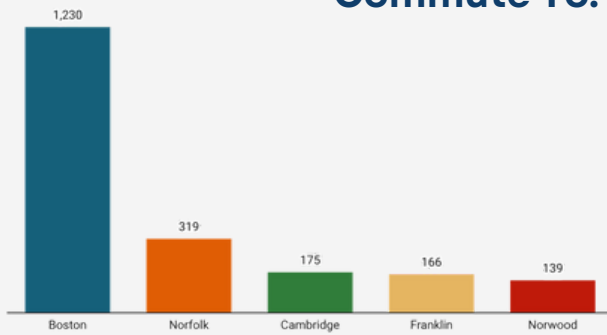
Getting to Work



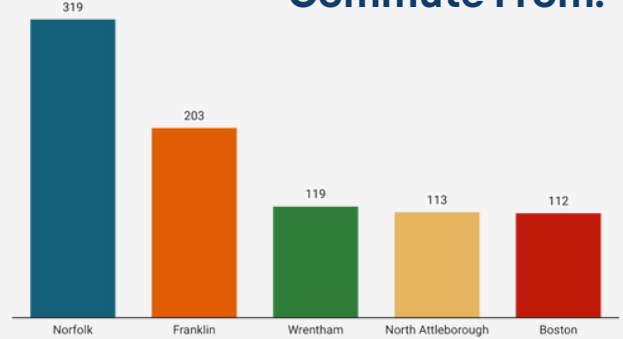
Inflow/Outflow



Top Communities Workers Commute To:



Top Communities Workers Commute From:



Key Industries

Top Industries by Average Employment (Q2 - 2023)



Labor Force:
5,358

FY 23 Industry Data

Total Payroll Dollars
\$230,956,677

Average Weekly Wages:
\$1,470

Average Monthly Employment:
3,021

Number of Business Establishments:
336

Top Industries by Number of Establishments (Q2 - 2023)

