

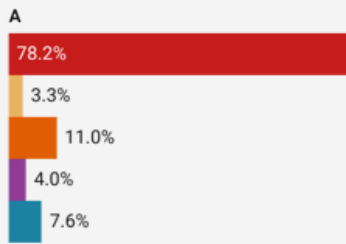
NORTHBOROUGH, MA

Population: 15,647
 Median Household Income: \$160,801
 Per Capita Income: \$78,140

Socioeconomic

Race:

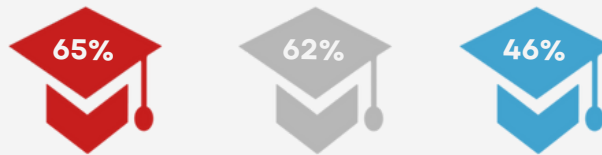
■ White
■ Black or African American
■ Asian
■ Hispanic or Latino origin (of any race)
■ Other/Multiracial



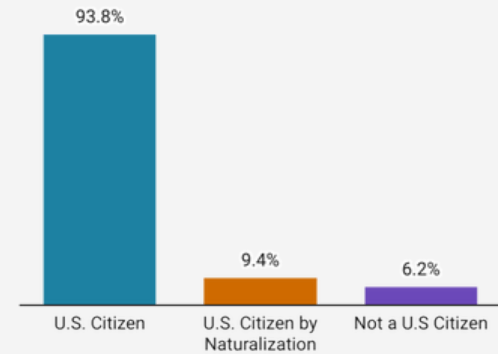
Northborough 495/MW MA
Population Growth 2012-2022



Residents 25+ with a Bachelor's Degree or Higher



Citizenship:

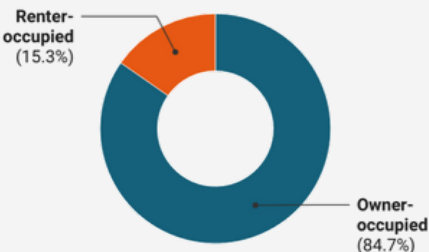


Housing

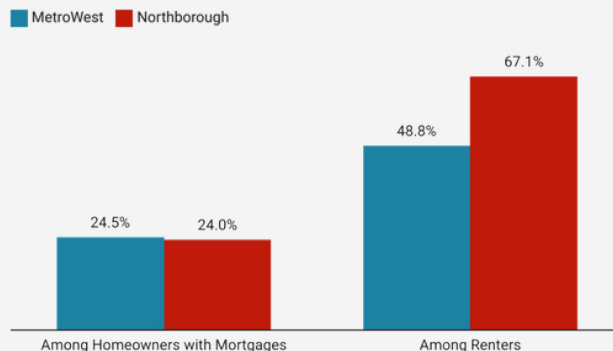
Total Housing Units: 5,934

Vacant Housing Units: 122

Housing Tenure:



Cost Burden:



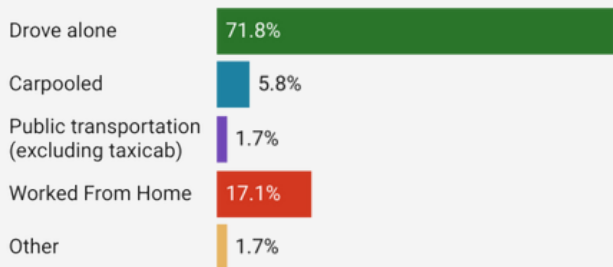
Year Structure Built:

2000 or later (17%)
 1980-1999 (33%)
 1960-1979 (21%)
 1959 or earlier (29%)

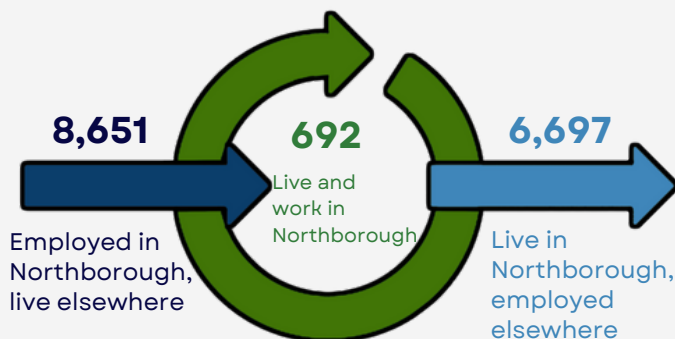


Commuting

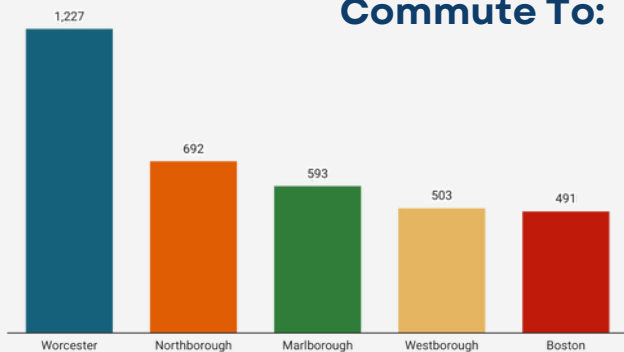
Getting to Work



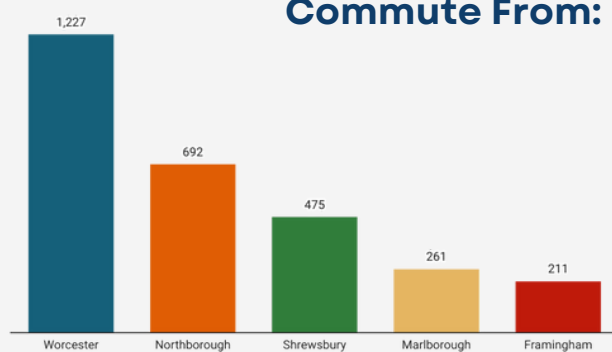
Inflow/Outflow



Top Communities Workers Commute To:



Top Communities Workers Commute From:



Key Industries

Top Industries by Average Employment (Q2 - 2023)



Labor Force:
8,044

FY 23 Industry Data

Total Payroll Dollars
\$755,479,797

Average Weekly Wages:
\$1,515

Average Monthly Employment:
9,590

Number of Business Establishments:
657

Top Industries by Number of Establishments (Q2 - 2023)

