

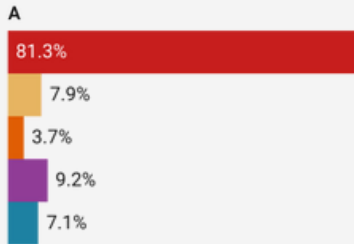
# PLAINVILLE, MA

Population: 9,814  
Median Household Income: \$99,720  
Per Capita Income: \$56,180

## Socioeconomic

### Race:

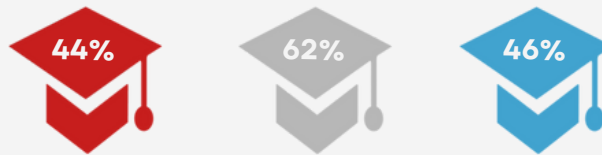
■ White  
■ Black or African American  
■ Asian  
■ Hispanic or Latino origin (of any race)  
■ Other/Multiracial



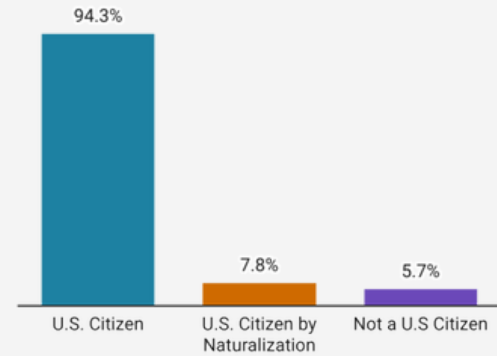
Plainville 495/MW MA  
Population Growth 2012-2022



Residents 25+ with a Bachelor's Degree or Higher



### Citizenship:

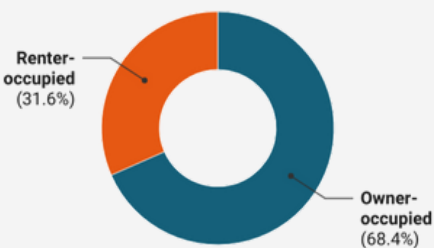


## Housing

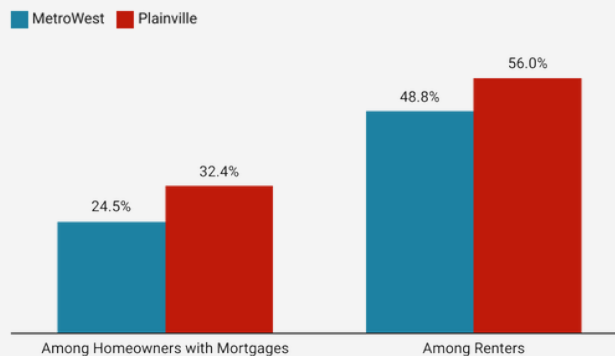
Total Housing Units: 4,383

Vacant Housing Units: 170

### Housing Tenure:



### Cost Burden:



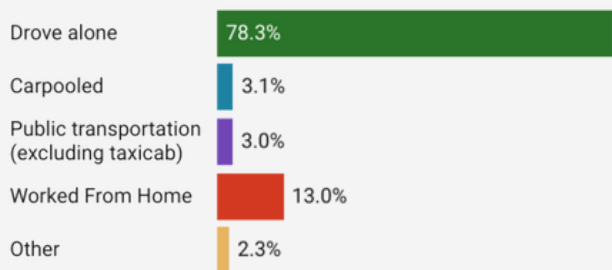
### Year Structure Built:

■ 2000 or later (23%)  
■ 1980-1999 (31%)  
■ 1960-1979 (26%)  
■ 1959 or earlier (21%)

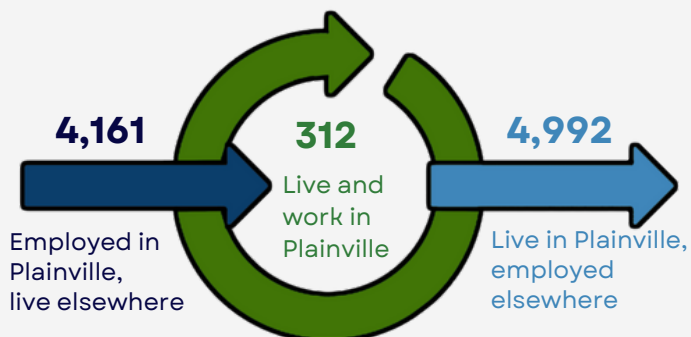


# Commuting

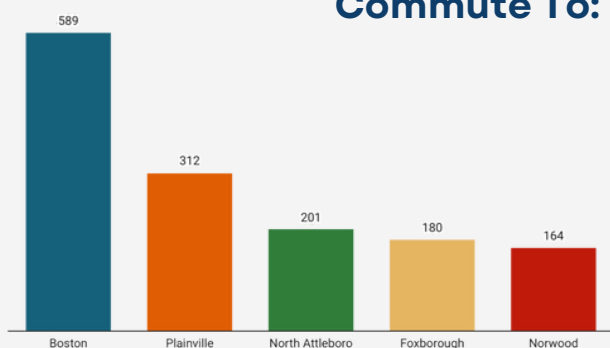
## Getting to Work



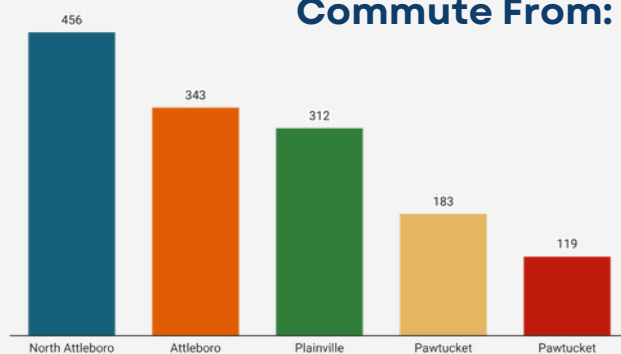
## Inflow/Outflow



## Top Communities Workers Commute To:



## Top Communities Workers Commute From:



# Key Industries

## Top Industries by Average Employment (Q2 - 2023)



**Labor Force:**  
5,747

## FY 23 Industry Data

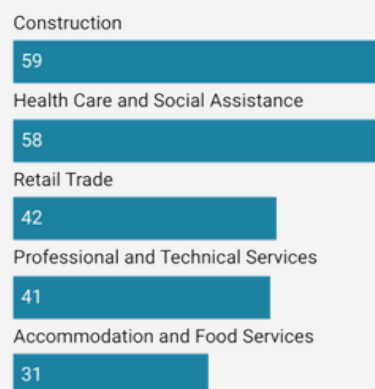
Total Payroll Dollars  
\$262,052,463

Average Weekly Wages:  
\$1,121

Average Monthly Employment:  
4,494

Number of Business Establishments:  
418

## Top Industries by Number of Establishments (Q2 - 2023)



Prepared by the 495/MetroWest Partnership

Sources: 2022 American Community Survey 5-Year, 2021 U.S. Census OnTheMap Application