

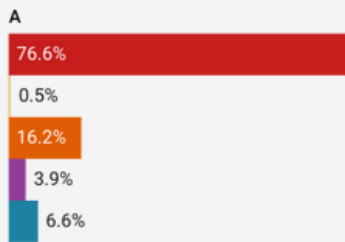
# SOUTHBOROUGH, MA

Population: 10,421  
Median Household Income: \$186,432  
Per Capita Income: \$88,669

## Socioeconomic

### Race:

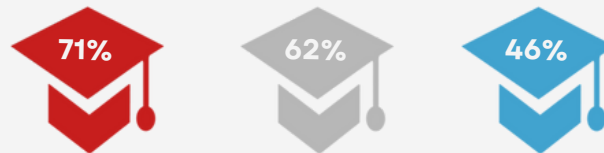
■ White  
■ Black or African American  
■ Asian  
■ Hispanic or Latino origin (of any race)  
■ Other/Multiracial



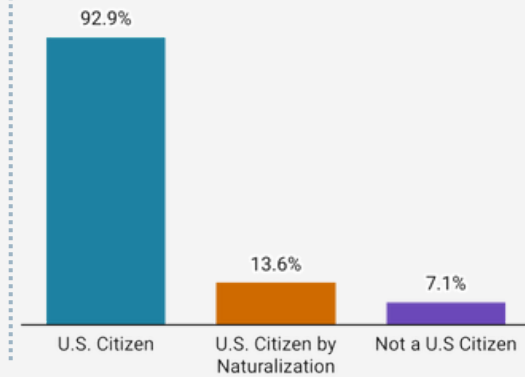
Southborough 495/MW MA  
**Population Growth 2012-2022**



**Residents 25+ with a Bachelor's Degree or Higher**



### Citizenship:

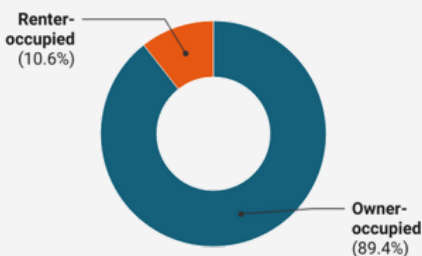


## Housing

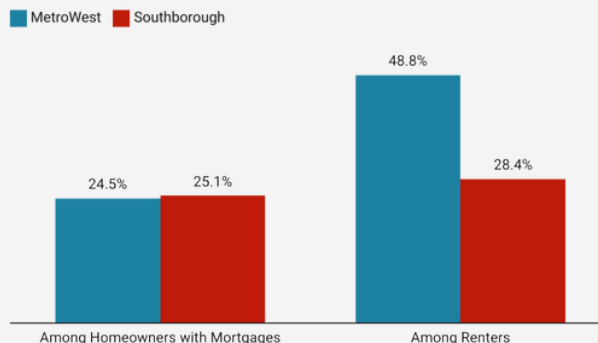
Total Housing Units: 43,649

Vacant Housing Units: 50

### Housing Tenure:



### Cost Burden:



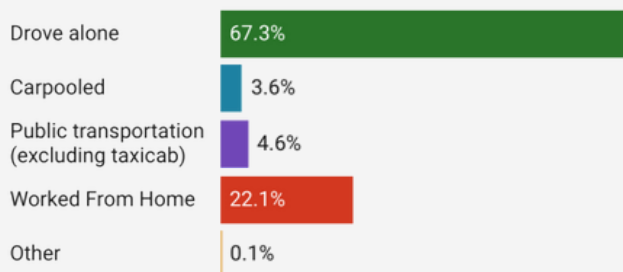
### Year Structure Built:

**2000 or later (18%)**  
**1980-1999 (32%)**  
**1960-1979 (24%)**  
**1959 or earlier (27%)**



# Commuting

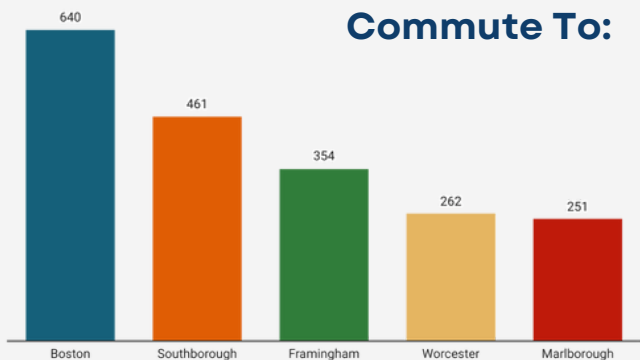
## Getting to Work



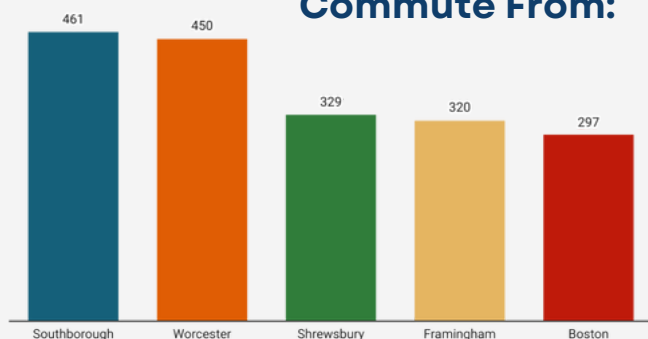
## Inflow/Outflow



## Top Communities Workers Commute To:



## Top Communities Workers Commute From:



# Key Industries

## Top Industries by Average Employment (Q2 - 2023)



**Labor Force:**  
5,379

## FY 23 Industry Data

Total Payroll Dollars  
\$892,054,076

Average Weekly Wages:  
\$2,120

Average Monthly Employment:  
8,090

Number of Business Establishments:  
504

## Top Industries by Number of Establishments (Q2 - 2023)

