

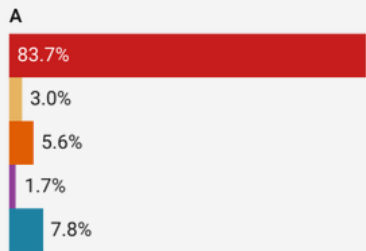
STOW, MA

Population: 7,111
Median Household Income: \$166,833
Per Capita Income: \$72,528

Socioeconomic

Race:

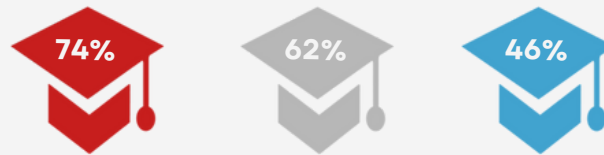
■ White
■ Black or African American
■ Asian
■ Hispanic or Latino origin (of any race)
■ Other/Multiracial



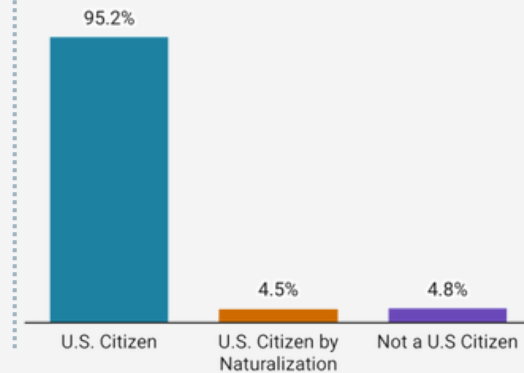
Stow 495/MW MA Population Growth 2012-2022



Residents 25+ with a Bachelor's Degree or Higher



Citizenship:

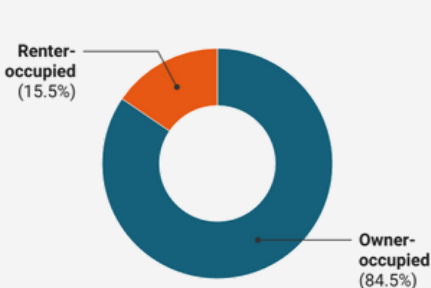


Housing

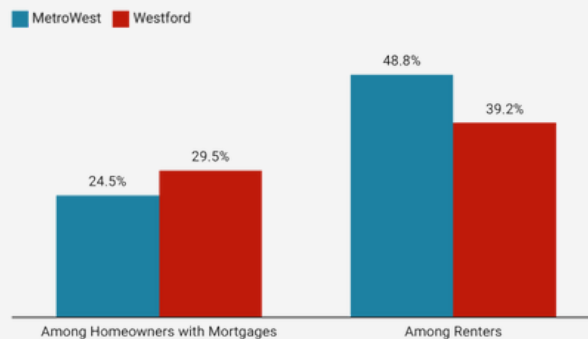
Total Housing Units: 2,631

Vacant Housing Units: 0

Housing Tenure:



Cost Burden:



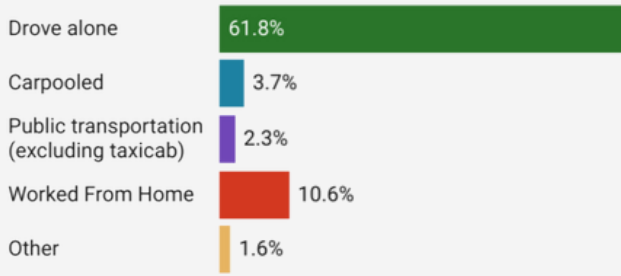
Year Structure Built:

2000 or later (22%)
1980-1999 (20%)
1960-1979 (27%)
1959 or earlier (31%)

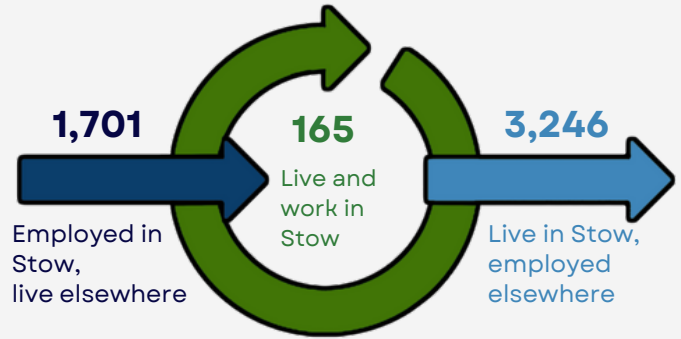


Commuting

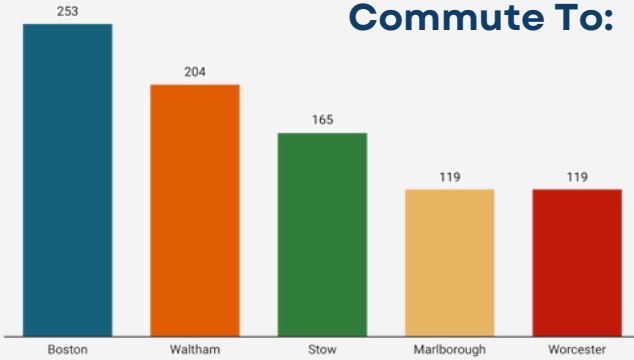
Getting to Work



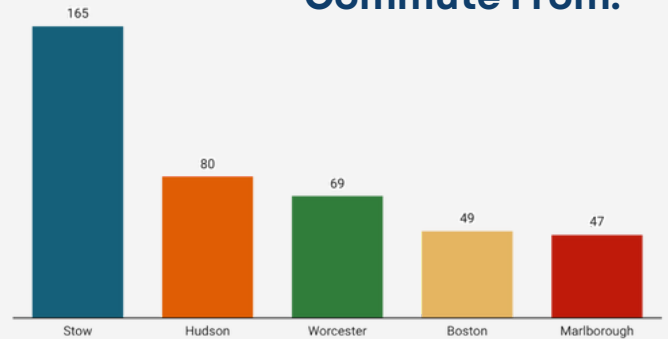
Inflow/Outflow



Top Communities Workers Commute To:



Top Communities Workers Commute From:



Key Industries

Top Industries by Average Employment (Q2 - 2023)



Labor Force:
3,982

FY 23 Industry Data

Total Payroll Dollars
\$158,133,781

Average Weekly Wages:
\$1,517

Average Monthly Employment:
2,005

Number of Business Establishments:
214

Top Industries by Number of Establishments (Q2 - 2023)

