

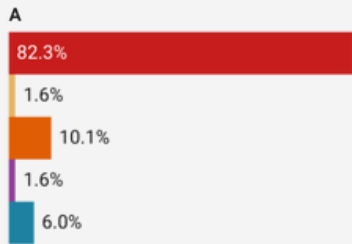
SUDBURY, MA

Population: 18,926
Median Household Income: \$234,427
Per Capita Income: \$97,080

Socioeconomic

Race:

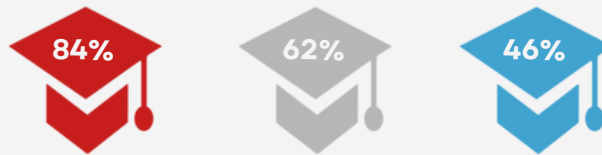
■ White
■ Black or African American
■ Asian
■ Hispanic or Latino origin (of any race)
■ Other/Multiracial



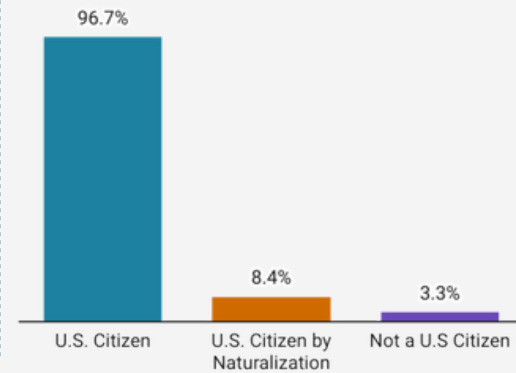
Sudbury 495/MW MA
Population Growth 2012-2022



Residents 25+ with a Bachelor's Degree or Higher



Citizenship:



Housing

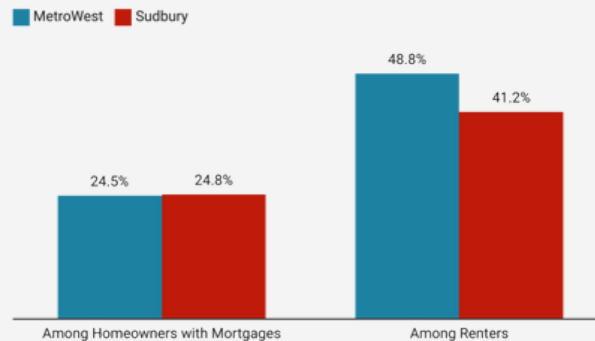
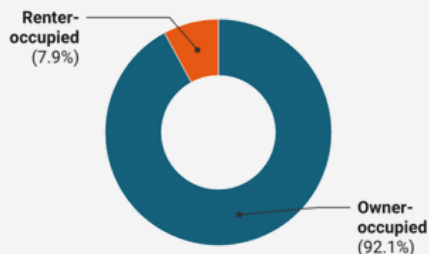
Total Housing Units: 6,432

Vacant Housing Units: 109

Housing Tenure:

Cost Burden:

Year Structure Built:

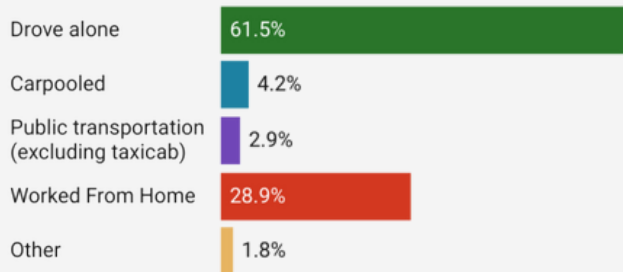


2000 or later (21%)
1980-1999 (23%)
1960-1979 (30%)
1959 or earlier (26%)

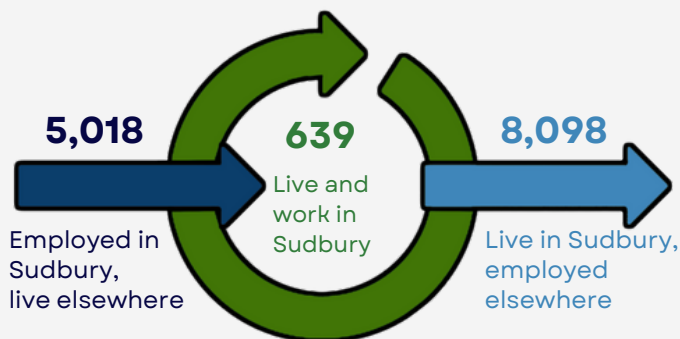


Commuting

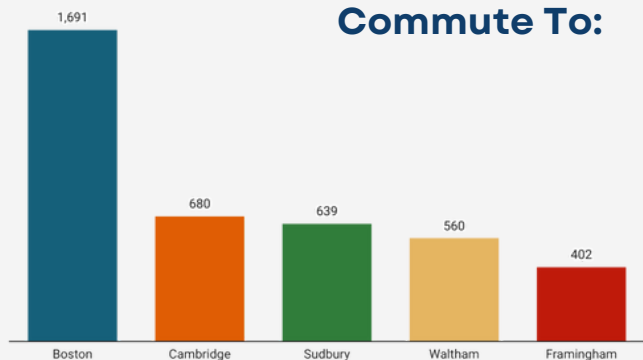
Getting to Work



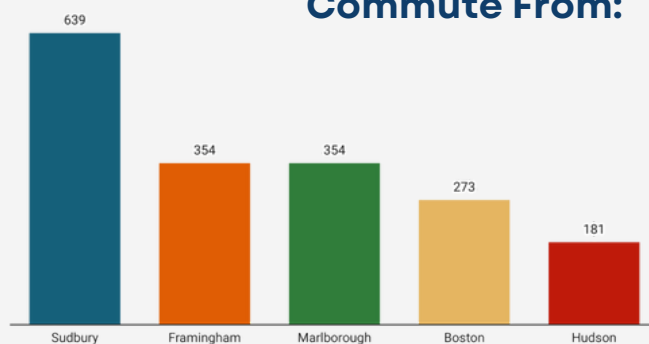
Inflow/Outflow



Top Communities Workers Commute To:



Top Communities Workers Commute From:



Key Industries

Top Industries by Average Employment (Q2 - 2023)



Labor Force:
9,356

FY 23 Industry Data

Total Payroll Dollars
\$550,929,487

Average Weekly Wages:
\$1,533

Average Monthly Employment:
6,913

Number of Business Establishments:
754

Top Industries by Number of Establishments (Q2 - 2023)

