

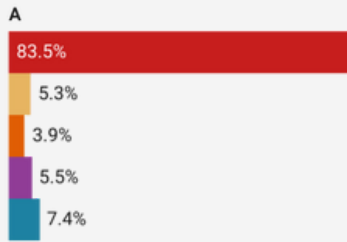
# UPTON, MA

Population: 8,037  
 Median Household Income: \$145,129  
 Per Capita Income: \$61,726


## Socioeconomic

### Race:

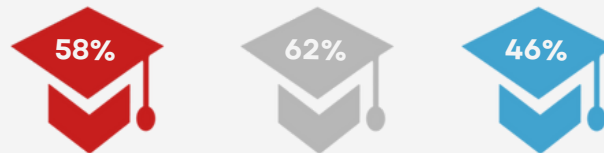
■ White  
■ Black or African American  
■ Asian  
■ Hispanic or Latino origin (of any race)  
■ Other/Multiracial



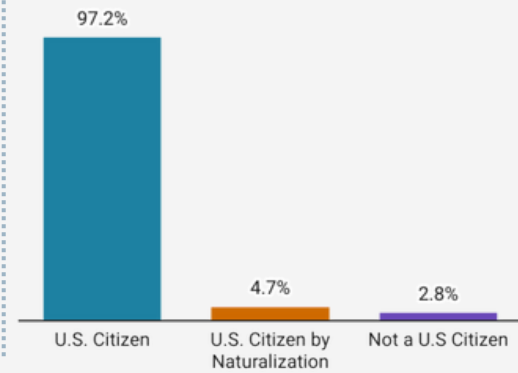
### Upton 495/MW MA Population Growth 2012-2022



### Residents 25+ with a Bachelor's Degree or Higher



### Citizenship:

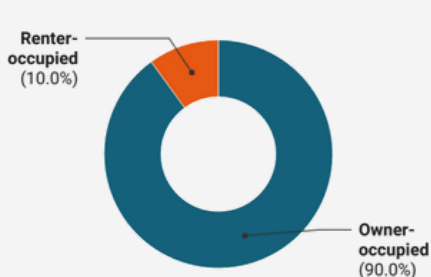


## Housing

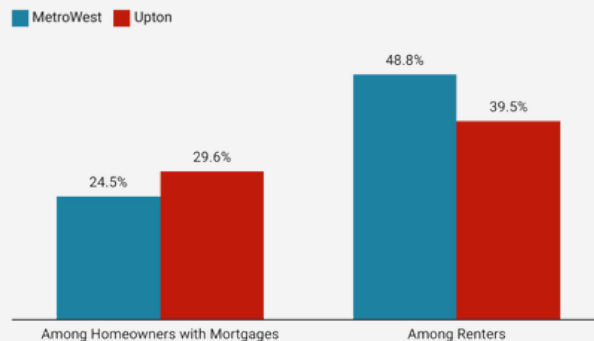
Total Housing Units: 2,845

Vacant Housing Units: 112

### Housing Tenure:



### Cost Burden:



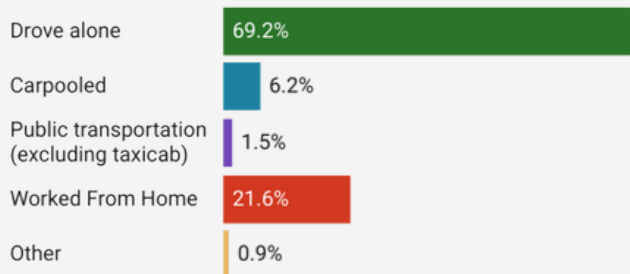
### Year Structure Built:

2000 or later (18%)  
 1980-1999 (30%)  
 1960-1979 (22%)  
 1959 or earlier (30%)

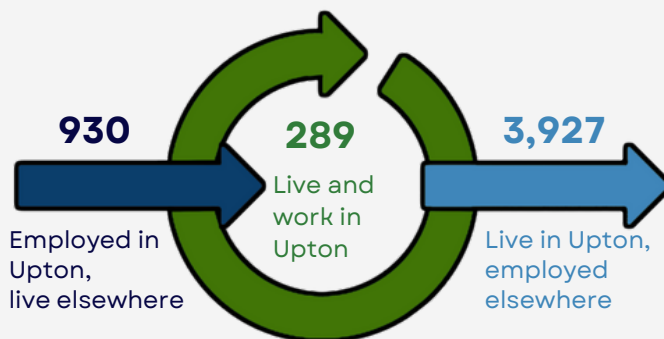


# Commuting

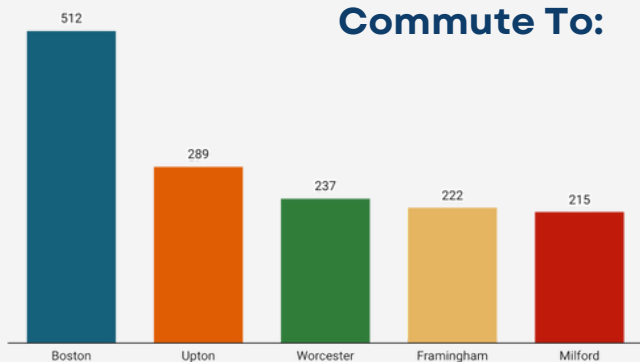
## Getting to Work



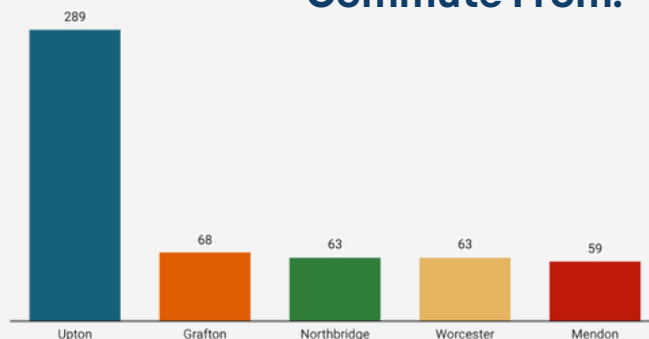
## Inflow/Outflow



## Top Communities Workers Commute To:



## Top Communities Workers Commute From:



# Key Industries

## Top Industries by Average Employment (Q2 - 2023)



**Labor Force:**  
4,445

## FY 23 Industry Data

Total Payroll Dollars  
\$98,983,117

Average Weekly Wages:  
\$1,455

Average Monthly Employment:  
1,309

Number of Business Establishments:  
233

## Top Industries by Number of Establishments (Q2 - 2023)

