

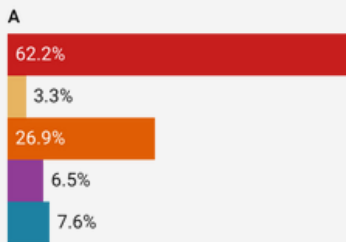
WESTBOROUGH, MA

Population: 21,360
 Median Household Income: \$133,145
 Per Capita Income: \$67,368

Socioeconomic

Race:

■ White
■ Black or African American
■ Asian
■ Hispanic or Latino origin (of any race)
■ Other/Multiracial

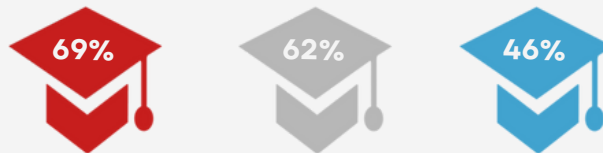


Westborough 495/MW MA

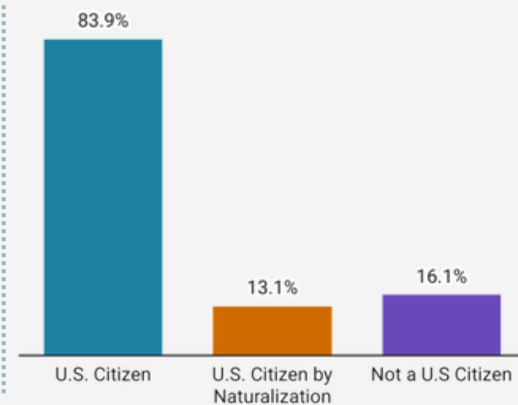
Population Growth 2012-2022



Residents 25+ with a Bachelor's Degree or Higher



Citizenship:

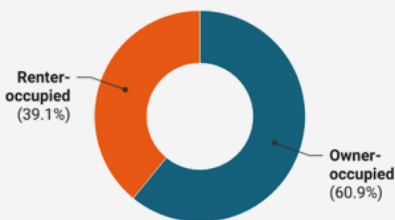


Housing

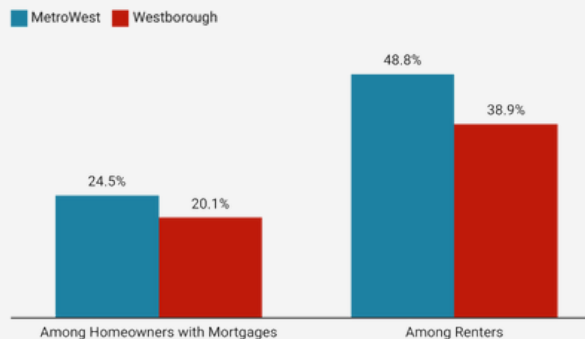
Total Housing Units: 8,552

Vacant Housing Units: 590

Housing Tenure:




Cost Burden:



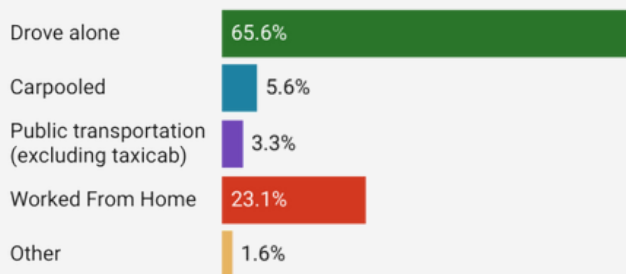
Year Structure Built:

2000 or later (19%)
 1980-1999 (25%)
 1960-1979 (31%)
 1959 or earlier (26%)



Commuting

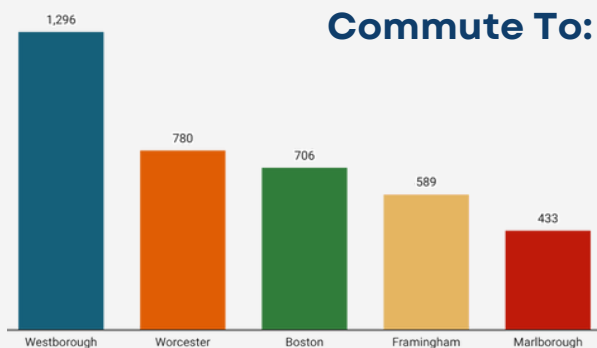
Getting to Work



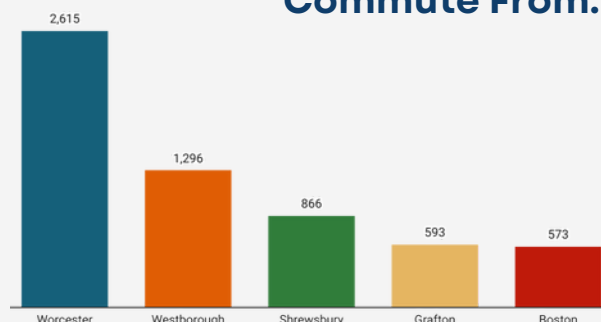
Inflow/Outflow



Top Communities Workers Commute To:



Top Communities Workers Commute From:



Key Industries

Top Industries by Average Employment (Q2 - 2023)



Labor Force:
10,585

FY 23 Industry Data

Total Payroll Dollars
\$2,132,134,396

Average Weekly Wages:
\$1,793

Average Monthly Employment:
22,867

Number of Business Establishments:
1,199

Top Industries by Number of Establishments (Q2 - 2023)



Prepared by the 495/MetroWest Partnership

Sources: 2022 American Community Survey 5-Year, 2021 U.S. Census OnTheMap Application