

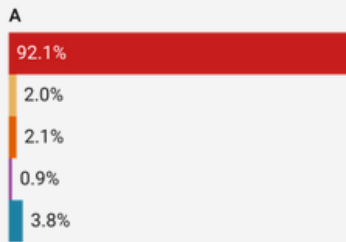
WRENTHAM, MA

Population: 12,173
Median Household Income: \$151,833
Per Capita Income: \$68,046

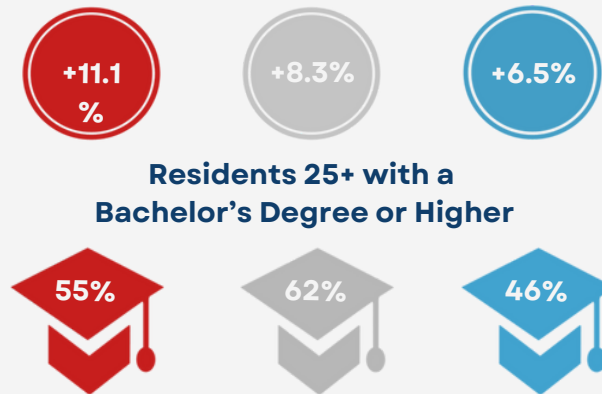
Socioeconomic

Race:

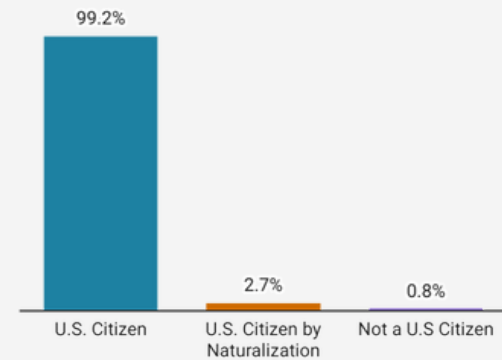
■ White
■ Black or African American
■ Asian
■ Hispanic or Latino origin (of any race)
■ Other/Multiracial



Wrentham 495/MW MA
Population Growth 2012-2022



Citizenship:

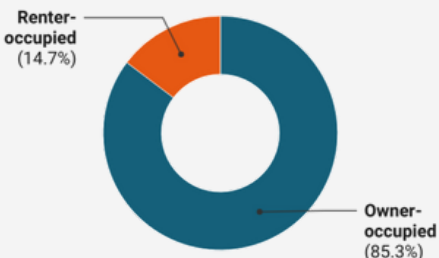


Housing

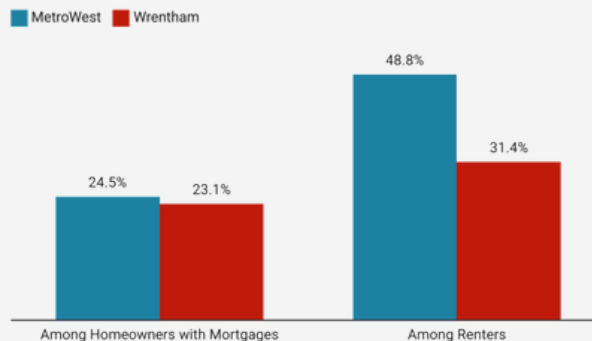
Total Housing Units: 4,709

Vacant Housing Units: 273

Housing Tenure:



Cost Burden:



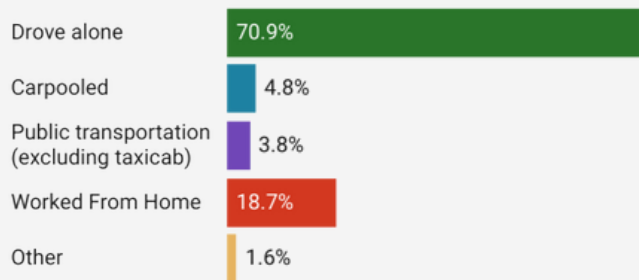
Year Structure Built:

2000 or later (20%)
1980-1999 (32%)
1960-1979 (16%)
1959 or earlier (33%)



Commuting

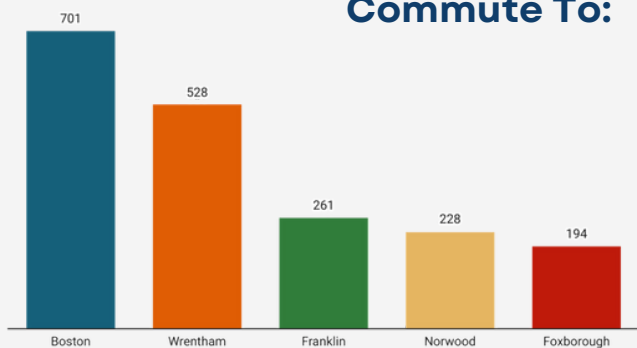
Getting to Work



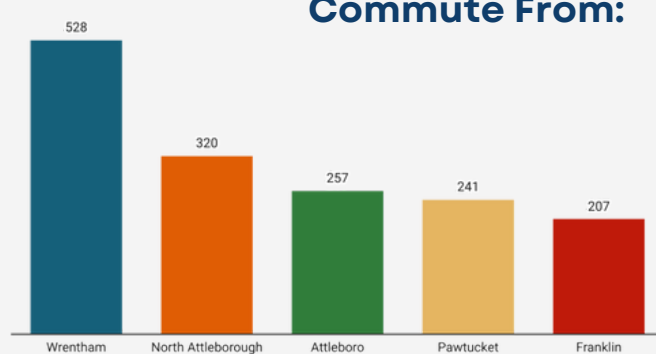
Inflow/Outflow



Top Communities Workers Commute To:



Top Communities Workers Commute From:



Key Industries

Top Industries by Average Employment (Q2 - 2023)



Labor Force:
7,110

2023 Industry Data - Q2

Total Payroll Dollars
\$379,234,116

Average Weekly Wages:
\$1,087

Average Monthly Employment:
6,711

Number of Business Establishments:
536

Top Industries by Number of Establishments (Q2 - 2023)

